



# TEXAS WOMAN'S UNIVERSITY SYSTEM

DENTON | DALLAS | HOUSTON

## *Annual Financial Report*

For the year ended August 31, 2025





**TEXAS WOMAN'S UNIVERSITY SYSTEM**  
Annual Financial Report  
For the Year Ended August 31, 2025

**UNAUDITED**

**TABLE OF CONTENTS**

<b>Reference</b>	<b>Page</b>
Letter of Transmittal	
Organizational Data	
Management's Discussion and Analysis	i
 <b>Financial Statements</b>	
Statement of Net Position	1
Statement of Revenues, Expenses, and Changes in Net Position	3
Matrix of Operating Expenses Reported by Function	5
Statement of Cash Flows	7
Notes to the Financial Statements	9
 <b>Schedules</b>	
<b>1A</b> Schedule of Expenditures of Federal Awards	57
<b>1B</b> Schedule of State Grant Pass Throughs From/To State Agencies	66
<b>2A</b> Schedule of Miscellaneous Bond Information	67
<b>2B</b> Schedule of Changes in Bond Indebtedness	68
<b>2C</b> Schedule of Debt Service Requirements	69
<b>2D</b> Schedule of Analysis of Funds Available for Debt Service	72
<b>3</b> Schedule of Reconciliation of Cash in State Treasury	73
 <b>Exhibits</b>	
<b>J-1</b> Statement of Fiduciary Net Position	74
<b>J-1</b> Statement of Changes in Fiduciary Net Position	75



**TEXAS WOMAN'S  
UNIVERSITY SYSTEM**

DENTON | DALLAS | HOUSTON



Office of the Chancellor and President

**TEXAS WOMAN'S**  
UNIVERSITY

EST 1901 | CO-ED 1994

November 20, 2025

Honorable Greg Abbott, Governor  
Honorable Kelly Hancock, Acting Texas Comptroller  
Jerry McGinty, Director, Legislative Budget Board  
Lisa Collier, State Auditor

Ladies and Gentlemen:

We are pleased to submit the annual financial report of Texas Woman's University System for the year ended August 31, 2025, in compliance with Texas Government Code Annotated, Section 2101.011, and in accordance with the requirements established by the Texas Comptroller of Public Accounts.

Due to the statewide requirements embedded in Governmental Accounting Standards Board (GASB) 34, the Comptroller of Public Accounts does not require the accompanying annual financial report to comply with all the requirements in this statement. The financial report will be considered for audit by the state auditor as part of the audit of the State of Texas Annual Comprehensive Financial Report (ACFR); therefore, an opinion has not been expressed on the financial statements and related information contained in this report.

If you have any questions, please contact Ms. Melanie Ramirez at (940) 898-3534 or Mr. Paul Smith at (940) 898-3397. Ms. Barbara Newton may be contacted at (940) 898-3543 for questions related to the Schedule of Expenditures of Federal Awards.

Sincerely,

A handwritten signature in red ink, appearing to read 'Carine Feyten', with a long horizontal flourish extending to the right.

Carine M. Feyten, PhD  
Chancellor and President



**TEXAS WOMAN'S  
UNIVERSITY SYSTEM**

DENTON | DALLAS | HOUSTON

# Texas Woman's University System

Organizational Data

August 31, 2025

---

## OFFICERS

		<b>Term Expires</b>
Dr. Crystal Wright	Chair/Presiding Officer	2027
Ms. Ellen Amirkhan	Vice Chair/Assistant Presiding Officer	2027

## MEMBERS

Ms. Stacie D. McDavid	Fort Worth, TX	2025
Mr. Bob Hyde	Irving, TX	2025
Ms. Mary P. Wilson	Austin, TX	2025
Ms. Janelle Shepard	Weatherford, TX	2027
Ms. Bernadette C. Coleman	Denton, TX	2029
Ms. Kathleen Wu	Dallas, TX	2029
<i>Vacant</i>		2029
Ms. Alyssa Flores (Student Regent)	Fort Worth, TX	2026

*Terms for Regents Expire February 1<sup>st</sup> of stated year, except for the term of the Student Regent, which expires on May 31<sup>st</sup>.*

---

## UNIVERSITY FISCAL OFFICERS

Dr. Carine M. Feyten	Chancellor and President
Mr. Jason Tomlinson	Senior Vice President for Finance and Administration & CFOO
Ms. Melanie Ramirez	Associate Vice President for Financial Services
Mr. Paul Smith	Chief Accounting Officer and Controller

---

# UNAUDITED

## TEXAS WOMAN'S UNIVERSITY SYSTEM

### Management's Discussion and Analysis

For the Year Ended August 31, 2025

#### Introduction

Texas Woman's University System (TWU System) was established by the Texas Legislature as the State's seventh university system in May 2021. TWU System is an agency of the State of Texas and is currently comprised of one academic institution funded by the Legislature: Texas Woman's University (TWU). Founded in 1901 and now the nation's largest university system with a woman-focused mission, Texas Woman's University has a significant impact on the State of Texas' health and vitality.

In addition to having an annual economic impact of more than \$1.84 billion in Texas, Texas Woman's University System is a significant contributor to the state's workforce, particularly in the health care and social assistance sectors. TWU System has pioneered graduating more new health care, special, and distance education professionals; expanded programs in health, education, and business; accelerated groundbreaking research; and has extended its reach by expanding programs at its campuses in Dallas and Houston.

Over the decades, TWU System developed a focus on research, health and well-being and built a quality and holistic reputation with an emphasis on women. This distinctive approach extends learning beyond the classroom to prepare students for careers, health, service, and leadership. TWU extended its mission in 1994 when it began admitting undergraduate men. In 2025, the university was designated as a Research 2: High Spending and Doctorate Production institution under the Carnegie Classification system. Additionally, for 10 consecutive years TWU has been recognized as a safe campus and military-friendly institution.

Texas Woman's University System excels at recognizing the unique contributions that women bring to all settings of the human experience. As such, TWU System launched the Jane Nelson Institute for Women's Leadership (JNIWL) to develop women leaders in business, politics, and public policy in 2018. JNIWL supports student leaders and serves as a resource for women leaders from the classroom to the boardroom.

Texas Woman's University has experienced historic enrollment growth, surpassing 16,000 students for the first time in 2020, coupled by remarkable stability and strength since the pandemic. More than half its undergraduate students are the first in their families to attend college and are Pell Grant eligible. TWU System has one of the lowest tuition costs among Texas universities and has been recognized as number one in the Dallas/Fort Worth area for graduates' earnings versus cost.

TWU System's distinct mission and operational focus will continue to underscore the historic purpose of cultivating engaged leaders, advancing the quality of the human experience, honoring unique perspectives, and pioneering discovery in areas vital to the well-being of Texans.

**UNAUDITED**

**TEXAS WOMAN'S UNIVERSITY SYSTEM**

Management's Discussion and Analysis  
For the Year Ended August 31, 2025

The following tables summarize the fall semester headcount and full-time equivalent enrollment at TWU System for the last five academic years:

<b>Headcount Enrollment Information</b>					
	<b>Fall 2021</b>	<b>Fall 2022</b>	<b>Fall 2023</b>	<b>Fall 2024</b>	<b>Fall 2025</b>
Undergraduate	10,290	10,153	10,260	10,039	9,962
Graduate	6,048	5,805	5,404	5,322	5,461
<b>Total</b>	<b>16,338</b>	<b>15,958</b>	<b>15,664</b>	<b>15,361</b>	<b>15,423</b>

<b>Full-Time Equivalent Enrollment Information</b>					
	<b>Fall 2021</b>	<b>Fall 2022</b>	<b>Fall 2023</b>	<b>Fall 2024</b>	<b>Fall 2025</b>
Undergraduate	8,529	8,458	8,538	8,488	8,614
Graduate	4,451	4,205	3,957	3,971	3,838
<b>Total</b>	<b>12,980</b>	<b>12,663</b>	<b>12,495</b>	<b>12,459</b>	<b>12,452</b>

As part of the preparation of this financial report, consideration was given to the requirements of Governmental Accounting Standards Board (GASB) Statement No. 39, *Determining Whether Certain Organizations Are Component Units*. For TWU System, no component units have been identified which should have been blended into appropriated funds, and no component units have been identified which should have been included in a discrete presentation in the financial report.

## UNAUDITED

### TEXAS WOMAN'S UNIVERSITY SYSTEM

#### Management's Discussion and Analysis

For the Year Ended August 31, 2025

### Financial Highlights and Overview of the Financial Statements

The objective of the Management's Discussion and Analysis (MD&A) is to provide an overview of Texas Woman's University System's financial position and activities for fiscal year ended August 31, 2025, with comparative data to fiscal year 2024. The emphasis of discussion is on the current year. The MD&A should be read in conjunction with the accompanying financial statements and notes. The primary financial statements presented are the Statement of Net Position; the Statement of Revenues, Expenses and Changes in Net Position; and the Statement of Cash Flows.

The statements are prepared in accordance with Generally Accepted Accounting Principles (GAAP) as prescribed by the Governmental Accounting Standards Board (GASB), the requirements of the Texas Comptroller of Public Accounts (CPA), and the guidelines from the National Association of College and University Business Officers (NACUBO).

As a component unit of the State of Texas government, TWU System's financial information is consolidated with other State agencies and institutions in the State's Annual Comprehensive Financial Report (ACFR). The financial reports of TWU System are considered for audit by the State Auditor's Office as part of the audit of the State's ACFR. Therefore, an opinion has not been expressed on the financial statements and related information in this report.

### Financial Highlights

- \$7,243,100 net increase in gifts due to the University's capital gift campaign, which includes gifts to support the Merrilee Alexander Kick College of Business and Entrepreneurship, the Health Sciences Center in Denton, and additional donations for student scholarships.
- \$41,862,815 net pension liability is reported based on the TRS actuary report. Deferred outflows of resources totaling \$9,063,826 are related to the changes in pension assumptions, the difference between actual and expected experiences and current year TRS contributions. \$2,983,259 deferred inflow of resources is reported which reflects the difference between projected and actual investment returns.
- \$92,487,404 non-current liability for net postemployment benefits other than pension (OPEB), is reported along with a \$4,571,906 net OPEB current liability based upon the contributions from employer plus ERS Actuary Report recorded in the Plan's Fiduciary Net Position due to the implementation of GASB Statement No. 75, *Accounting and Financial Reporting for Postemployment Benefits Other Than Pensions*. Deferred outflows of resources in the amount of \$7,123,582 are related to the net difference between projected and actual investment return. A \$30,840,160 deferred inflow of resources is reported and reflects the difference between expected and actual experience and changes in assumptions.

## UNAUDITED

### TEXAS WOMAN'S UNIVERSITY SYSTEM

#### Management's Discussion and Analysis

For the Year Ended August 31, 2025

## Overview of the Financial Statements

### Fund Structure

TWU System is an Enterprise Fund reported in the ACFR as a Proprietary Fund Type. Enterprise Funds are used to account for any activity in which a fee is charged to external users for goods or services. Activities must be reported as enterprise funds if any one of the following criteria are met:

1. The activity is financed with debt secured solely by a pledge of the net revenues from fees and charges of the activity.
2. Laws or regulations require that the activity's costs of providing services, including capital costs, such as depreciation or debt service, be recovered with fees and charges.
3. The pricing policies of the activity establish fees and charges designed to recover its costs, including capital costs.

### Fiduciary Funds

TWU System implemented GASB Statement No. 84, Fiduciary Activities, in fiscal year 2020. The standard defines the criteria for identifying fiduciary activities of all State and local governments. The public private partnership housing agreement between Texas Woman's University and Collegiate Housing Foundation was deemed as fiduciary funds since the balance exceeded the State of Texas Comptroller's materiality threshold. As a requirement, basic financial statements related to the fiduciary funds are included.

### Measurement Focus and Basis of Accounting

TWU System's financial statements are presented using the economic resources measurement focus and the accrual basis of accounting. These statements are prepared by applying the following principles and standards:

- Reporting is on the full accrual basis of accounting. All current year revenues and expenses are recognized when earned or incurred, regardless of when the cash is received or disbursed.
- Depreciation and amortization expense on capital assets is reported as an operating expense on the Statement of Revenues, Expenses and Changes in Net Position. The historical cost of capital assets, net of accumulated depreciation and amortization, is reported on the Statement of Net Position.
- Revenues and expenses are categorized as operating or non-operating. Revenues from State appropriations, gifts and investment income are reported as non-operating revenue in accordance with GASB Statement No. 35, *Basic Financial Statements—and Management's Discussion and Analysis—for Public Colleges and Universities*, as amended.

## UNAUDITED

### TEXAS WOMAN'S UNIVERSITY SYSTEM

#### Management's Discussion and Analysis

For the Year Ended August 31, 2025

#### **Statement of Net Position**

The Statement of Net Position presents a snapshot of assets, deferred outflows of resources, liabilities, deferred inflows of resources and net position for TWU System at the end of the fiscal year. The Statement of Net Position assets and liabilities are presented in the current and noncurrent format which is discussed further in the notes to the financial statements.

Readers of the Statement of Net Position are able to determine the assets available to continue the operations of TWU System. They are also able to determine the amount TWU System owes to suppliers, investors, and lending institutions. Over time, increases or decreases in net position may be considered as one indicator of the improvement or decline of TWU System's financial health when considered alongside non-financial factors such as enrollment, research, public service and the condition of facilities. The statement provides a picture of net position and the availability of funds for use by TWU System.

**UNAUDITED**

**TEXAS WOMAN'S UNIVERSITY SYSTEM**

Management's Discussion and Analysis

For the Year Ended August 31, 2025

The following table reflects the Condensed Comparative Statement of Net Position for TWU System as of August 31, 2025, and 2024, which increased \$62.9 million, or 11.44%, over the 2024 amount of \$549.6 million to \$612.5 million in 2025.

<b>Condensed Comparative Statement of Net Position</b>				
	<b>2025</b>	<b>2024</b>	<b>\$ Change</b>	<b>% Increase (Decrease)</b>
<b>Assets and Deferred Outflows of Resources</b>				
Current Assets	\$ 432,776,307	\$ 506,464,042	\$ (73,687,735)	-14.55%
Capital Assets, Net	439,853,509	338,053,417	101,800,092	30.11%
Other Assets	319,743,026	299,749,310	19,993,716	6.67%
Deferred Outflows of Resources	16,311,083	23,221,765	(6,910,682)	-29.76%
<b>Total Assets and Deferred Outflows of Resources</b>	<b>\$ 1,208,683,925</b>	<b>\$ 1,167,488,534</b>	<b>\$ 41,195,391</b>	<b>3.53%</b>
<b>Liabilities and Deferred Inflows of Resources</b>				
Current Liabilities	\$ 152,291,818	\$ 142,830,188	\$ 9,461,630	6.62%
Non-Current Liabilities	350,291,835	375,109,394	(24,817,559)	-6.62%
Deferred Inflows of Resources	93,604,537	99,915,495	(6,310,958)	-6.32%
<b>Total Liabilities and Deferred Inflows of Resources</b>	<b>\$ 596,188,190</b>	<b>\$ 617,855,077</b>	<b>\$ (21,666,887)</b>	<b>-3.51%</b>
<b>Net Position</b>				
Net Investment in Capital Assets	\$ 206,239,966	\$ 84,985,060	\$ 121,254,906	142.68%
Restricted:				
Funds Held as Permanent Investments:				
Expendable	143,007,782	247,715,800	(104,708,018)	-42.27%
Non Expendable	18,747,535	18,507,960	239,575	1.29%
Total Restricted	161,755,317	266,223,760	(104,468,443)	-39.24%
Unrestricted	244,500,452	198,424,637	46,075,815	23.22%
<b>Total Net Position</b>	<b>\$ 612,495,735</b>	<b>\$ 549,633,457</b>	<b>\$ 62,862,278</b>	<b>11.44%</b>
<b>Total Liabilities and Net Position</b>	<b>\$ 1,208,683,925</b>	<b>\$ 1,167,488,534</b>	<b>\$ 41,195,391</b>	<b>3.53%</b>

Net Position is divided into three major categories. The first category, Net Investment in Capital Assets, which provides equity in property, plant, and equipment owned by TWU System less related debt.

## UNAUDITED

### TEXAS WOMAN'S UNIVERSITY SYSTEM

#### Management's Discussion and Analysis

#### For the Year Ended August 31, 2025

Net Investment in Capital Assets increased \$121.3 million, or 142.68%, to \$206.2 million due to increase from asset capitalizations \$101.5 million, maturity of related debt \$19.5 million, reduction in current fiscal year depreciation expense \$392 thousand, and a decrease from retirement of assets with net book values \$40K thousand.

The second category, Restricted Net Position, is divided into two sub-categories, expendable and non-expendable. Expendable restricted resources are available for use by TWU System but must be spent for purposes as determined by donors and/or external entities that have placed time or purpose restrictions on the use of the assets. The corpus of the non-expendable restricted resources is available for investment purposes, and the earnings are used to support the university.

Restricted, Expendable Net Position decreased \$104.7 million, or 77.26%, to \$143.0 million due to decreases in interest earned on unexpended debt proceeds \$3.6 million, new project costs \$84.6 million, remission and waivers \$9.7 million, and student scholarships \$11.4 million; along with net increases from funding Federal Pell \$2.2 million and state pass throughs \$2.4 million funding.

The third category, Unrestricted Net Position, is available for any lawful purpose. Although unrestricted resources are not subject to externally imposed stipulations, it has been internally designated for various academic and research programs and initiatives.

Unrestricted Net Position increased \$46.1 million, or 23.22%, to \$244.5 million. An overall net increase in appropriated fund sources of \$3.5 million, designated \$29.9 million, and auxiliary funds \$12.6 million contributed to the change.

#### **Statement of Revenues, Expenses and Changes in Net Position**

The Statement of Revenues, Expenses and Changes in Net Position presents the revenues earned and the expenses incurred during the year. Activities are reported as operating or non-operating. GASB requires that State appropriations (legislative revenue) and Federal Pell Grants are reported as non-operating revenue, while the expenditure of these funds is reported as operating expense. This will generally result in an operating deficit for most public institutions. The utilization of long-lived assets, referred to as Capital Assets, is reflected in the financial statements as depreciation or amortization, which amortizes the cost of an asset over its expected useful life.

The purpose of this statement is to present the revenues earned and the expenses incurred by TWU System, both operating and non-operating, and any other revenues, expenses, gains, and losses

## UNAUDITED

### TEXAS WOMAN'S UNIVERSITY SYSTEM

#### Management's Discussion and Analysis

For the Year Ended August 31, 2025

received or spent. The change in total net position as presented on the Statement of Net Position is a result of these activities.

Generally, operating revenues are received for providing goods and services to the various customers and constituencies of TWU System. Operating expenses are those expenses incurred to acquire goods and services provided in return for the operating revenues. Non-operating revenues are derived from sources that are not considered primary operations for an institution of higher education or State agency. State capital appropriations, capital grants and gifts are considered neither operating nor non-operating revenues and are reported after "Income (Loss) Before Other Revenues, Expenses and Transfers."

A Condensed Statement of Revenues, Expenses and Changes in Net Position for the years ended August 31, 2025, and 2024 is presented below.

<b>Condensed Comparative Statement of Revenues, Expenses and Changes in Net Position</b>				
	<u>2025</u>	<u>2024</u>	<u>\$ Change</u>	<u>% Increase (Decrease)</u>
<b>Operating Revenues and Expenses</b>				
Operating Revenues	\$ 141,715,135	\$ 127,250,231	\$ 14,464,904	11.37%
Operating Expenses	(273,345,993)	(273,200,314)	145,679	0.05%
<b>Operating Loss</b>	<b>\$ (131,630,858)</b>	<b>\$ (145,950,083)</b>	<b>\$ (14,319,225)</b>	<b>-9.81%</b>
Non-Operating Revenues and Expenses	178,679,281	184,368,609	(5,689,328)	-3.09%
<b>Gain/(Loss) Before Other Revenues, Expenses and Transfers</b>	<b>\$ 47,048,423</b>	<b>\$ 38,418,526</b>	<b>\$ 8,629,897</b>	<b>22.46%</b>
Other Revenues, Expenses and Transfers	16,256,555	16,398,970	(142,415)	-0.87%
<b>Change in Net Position</b>	<b>\$ 63,304,978</b>	<b>\$ 54,817,496</b>	<b>\$ 8,487,482</b>	<b>15.48%</b>
Net Position, Beginning of Year	\$ 549,633,457	\$ 494,387,450	\$ 55,246,007	11.17%
Restatement	(442,699)	428,511	(871,210)	-203.31%
Net Position as Restated	\$ 549,190,758	\$ 494,815,961	\$ 54,374,797	10.99%
<b>Net Position, End of Year</b>	<b>\$ 612,495,736</b>	<b>\$ 549,633,457</b>	<b>\$ 62,862,279</b>	<b>11.44%</b>

Operating revenues totaled \$141.7 million in 2025, an increase of \$14.5 million, or 11.37%, from 2024. The primary sources of operating revenues are tuition and fees, Federal, State, local, and other operating revenues. Net tuition & fees are reflected in the financial statements, with associated

## UNAUDITED

### TEXAS WOMAN'S UNIVERSITY SYSTEM

#### Management's Discussion and Analysis

#### For the Year Ended August 31, 2025

discounts and allowances shown separately. The increase in operating revenues is attributed to a \$13.3 million increase in tuition & fees, \$11.8 million increase in auxiliary revenues, \$137 thousand decrease in federal grant and state pass through revenues, along with a net change of \$10.6 million in discount and allowances.

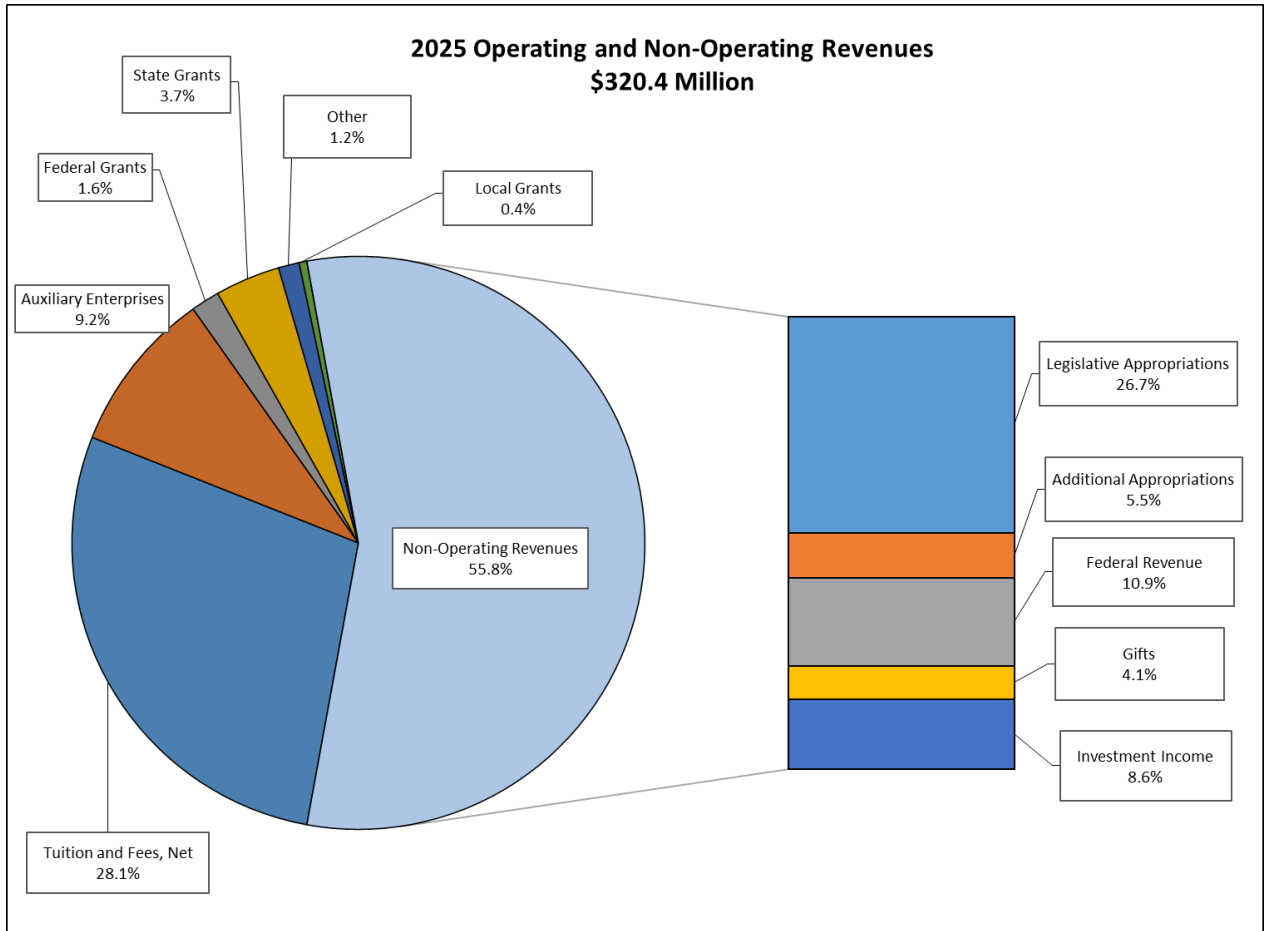
During fiscal year 2025, operating expenses totaled \$273.3 million, an increase of \$146 thousand, or 0.05% over 2024 remaining relatively flat. Even though payroll related costs decreased \$12.9 million due to the changes to in assumptions, specifically a demographic assumption, for ERS actuarial valuation for other post-employment benefit costs and pension expenses; however, the \$7.8 million increase in salary and wages, \$1.4 million increase in scholarships and \$3.5 million increase in other operating expenses offset the balance.

Non-operating revenues and expenses totaled \$178.7 million in 2025, a decrease of \$5.7 million, or 3.09%, from 2024. Non-operating revenues primarily come from State appropriations, Federal Pell grant revenue, gifts, investment income, and net increase in fair market value of investments. Non-operating expenses are primarily interest expenses and fiscal charges, along with loss on retirement of capital assets. The decrease in non-operating revenues is attributable to: \$362 thousand decrease in state appropriations; \$2.9 million increase in Federal Pell funding; \$7.2 million increase in gifts due to the University's capital gift campaign, which included gifts to support the Merrilee Alexander Kick College of Business and Entrepreneurship and the new Health Sciences Center in Denton; \$1.5 million increase in other non-operating revenues and an overall \$16.9 million decrease in investment income and fair value of investments due to changes in the market which have led to decrease in investment appreciation values held with the Texas A&M University-System.

**UNAUDITED**

**TEXAS WOMAN'S UNIVERSITY SYSTEM**  
Management's Discussion and Analysis  
For the Year Ended August 31, 2025

The following graph presents total operating and non-operating revenues for the fiscal year ended August 31, 2025.

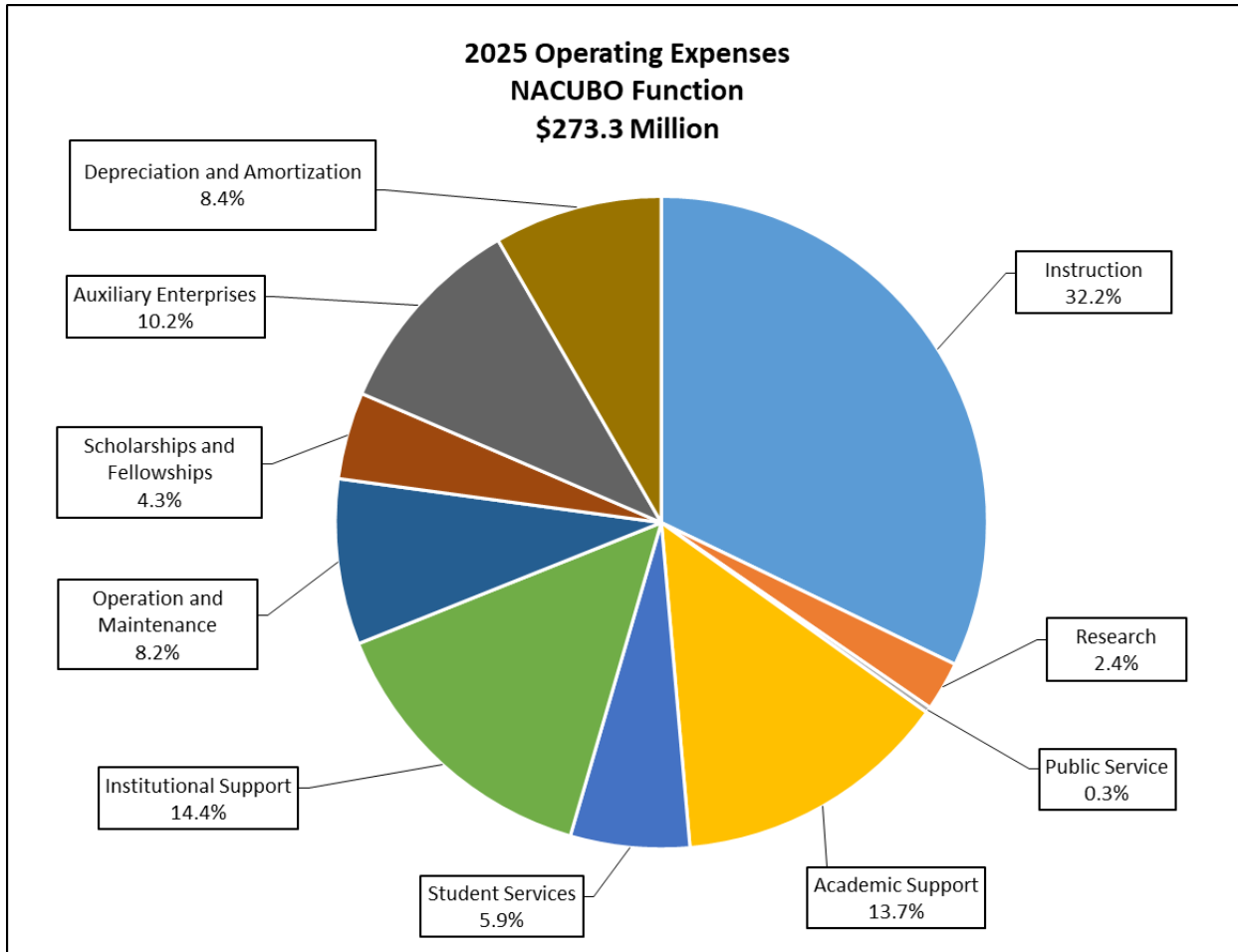


**UNAUDITED**

**TEXAS WOMAN'S UNIVERSITY SYSTEM**

Management's Discussion and Analysis  
For the Year Ended August 31, 2025

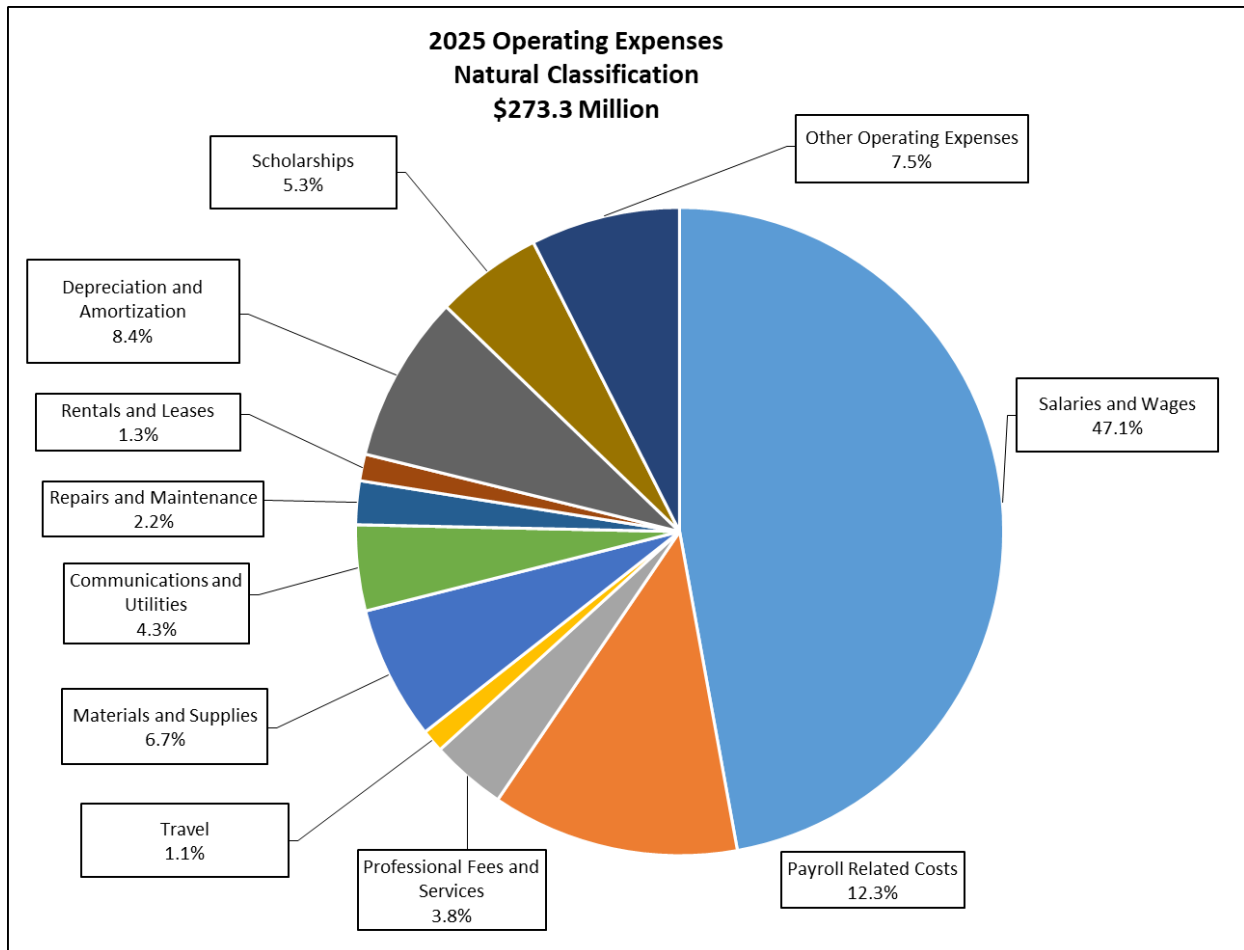
The following graph presents the operating expenses in the National Association of College and University Business Officers (NACUBO) functional classification for the year ended August 31, 2025.



**UNAUDITED**

**TEXAS WOMAN'S UNIVERSITY SYSTEM**  
Management's Discussion and Analysis  
For the Year Ended August 31, 2025

The following graph presents the operating expenses in the natural classification for the year ended August 31, 2025.



Other revenues, expenses, and transfers are comprised of capital and endowment related additions and transfers, which totaled \$16.3 million, a decrease of \$142 thousand, or 0.87%, in 2025. The balance is mostly related to annual Higher Education Fund (HEF) revenue which totaled \$15.0 million in 2025. HEF is reported as capital appropriations rather than operating or non-operating revenue.

Restatements totaled \$442,699 in 2025. The restatement is due to an increase to beginning net position related to federal Perkins and Nursing loan funds.

## UNAUDITED

### TEXAS WOMAN'S UNIVERSITY SYSTEM

#### Management's Discussion and Analysis

For the Year Ended August 31, 2025

Net Position totaled \$612.5 million and reflects a change in net position increase of \$8.5 million, or 22.46%, in 2025. The net change stems from operating revenues increasing in tuition & fees of \$13.3 million, auxiliary revenues of \$11.8 million, decreases in federal grant and state pass through revenues of \$137 thousand, along with a net change of \$10.6 million in discount and allowances. Operating expenses remained relatively level due to decreased payroll-related costs of \$12.9 million and increased costs in salary and wages of \$7.8 million, scholarships of \$1.4 million and other operating expenses of \$3.5 million. Non-operating revenues and expenses increases are attributable to gifts of \$7.2 million, other non-operating revenues of \$1.5 million, and additional federal funding of \$2.9 million, less decreases in investment income and fair value of investments of \$16.9 million and legislative appropriation funding of \$362 thousand.

#### Statement of Cash Flows

The final statement presented is the Statement of Cash Flows. This statement presents detailed information on the cash activity during the year. The first section presents operating cash flows and the net cash used for operating activities. The next section presents the results of non-capital financing activities. This section includes the cash flows from State appropriations and other non-operating activities. The capital and related financing activities section includes cash used for acquisition and construction of capital assets. The investment activities section reports purchases, proceeds, and earnings from investments. The final section is a reconciliation of net cash from operations to operating income.

## UNAUDITED

### TEXAS WOMAN'S UNIVERSITY SYSTEM

#### Management's Discussion and Analysis

For the Year Ended August 31, 2025

The Comparative Condensed Statement of Cash Flows is presented below.

<b>Comparative Condensed Statement of Cash Flows</b>		
<b>Cash Flows From</b>	<b>2025</b>	<b>2024</b>
Operating Activities	\$ (51,684,265)	\$ (98,563,131)
Non-Capital Financial Activities	165,146,807	162,580,705
Capital and Related Financing Activities	(148,972,877)	(82,231,414)
Investing Activities	36,652,714	27,157,103
<b>Net Change in Cash &amp; Cash Equivalents</b>	<b>\$ 1,142,379</b>	<b>\$ 8,943,263</b>
Cash & Cash Equivalents, Beginning of Year	35,072,931	26,129,668
Reclassified Beginning Cash		
<b>Cash &amp; Cash Equivalents, End of Year</b>	<b>\$ 36,215,310</b>	<b>\$ 35,072,931</b>

#### Capital Asset and Debt Administration

TWU System's capital asset additions from acquisitions, donations, and construction during fiscal year 2024 totaled \$101.8 million. More detailed information regarding TWU System's capital asset activity is provided in Note 2 - Capital Assets, in the notes to the financial statements.

TWU System embraces financial stewardship and works to manage its resources efficiently and effectively, including the prudent use of debt to finance capital projects. Additional bond information is presented on Schedules 2A- 2F in the notes to the financial statements.

TWU System has sufficient debt capacity to finance planned facilities and other capital improvements. In addition, the State appropriated amounts were sufficient for the reimbursement of debt service on all outstanding and planned Tuition Revenue Bond debt for the FY 2024-2025 biennium.

In September 2025, Moody's Investors Service assigned and maintained an Aa3 rating on Texas Woman's University revenue bonds, with a stable outlook.

## UNAUDITED

### TEXAS WOMAN'S UNIVERSITY SYSTEM

#### Management's Discussion and Analysis

For the Year Ended August 31, 2025

#### Economic Outlook

The Texas economy continues to attract businesses, jobs, and people to Texas. Texas Woman's University System is committed to producing high quality graduates to meet Texas' workforce needs. TWU System remains a national leader in training professionals in the health-related fields and continues to produce graduates in high-demand fields. Over eighty percent of TWU System baccalaureate graduates were employed in Texas or were enrolled in a Texas graduate program within one-year of graduation.

Texas continues to lead the nation in economic growth and remains one of the strongest and most diverse economies in the nation. Gross domestic product growth is high, and unemployment is low. However, Texas is still experiencing labor shortages in nursing, allied health fields and teaching. All those fields are areas of academic excellence for TWU System. With the authorized construction of a new Health Sciences building on the Denton campus, TWU System is committed to expanding enrollment and graduates in these fields to help Texas meet its workforce goals. One hurdle that TWU System is facing is increasing inflationary pressures on non-discretionary expenditures while tuition revenue has remained restricted in the previous biennium. Those increasing costs in combination with restricted revenue have hindered growth. Texas Woman's University System continues to commit to affordability for its students and their families and is nationally recognized for the economic value of a TWU System education vs the cost of said education.

#### Significant Events

Several leadership changes at TWU System occurred during fiscal year 2025. These changes are included below.

- Dr. Catrine Tudor-Locke was appointed as Dean of the College of Health Sciences in April 2025.
- Dr. Brigitte Vittrup was appointed as Dean of the College of Professional Education in May 2025.
- Ms. Alyssa Flores was appointed the next student representative on TWU System's Board of Regents in June 2025.

September 13, 2024, Texas Woman's University was named among the nation's top 4,000-plus, four-year colleges and universities, appearing on the "best colleges" lists of the Wall Street Journal and Forbes, two national publications that focus on financial news. Texas Woman's was among the top 500 institutions selected for the "WSJ/College Pulse 2025 Best Colleges in the U.S." list, ranking as the fifth among 18 public colleges and universities in Texas that made the index. In all, Texas has 39 public institutions named on the list.

## UNAUDITED

### TEXAS WOMAN'S UNIVERSITY SYSTEM

#### Management's Discussion and Analysis

#### For the Year Ended August 31, 2025

September 16, 2024, Texas Woman's University was ranked number six among the top universities in the nation appearing on the "America's Best and Worst Colleges for Women in STEM" in the August 25 edition of Washington Monthly.

September 26, 2024, Texas Woman's University was ranked among the top universities in the nation for social mobility and named the university to the publication's "Best National University" and "Top Public Schools" lists. Additionally, U.S. News recognized Texas Woman's Bachelor of Nursing program as tied for the state's third best, while also listing the university's business and psychology programs on the index of top national programs.

October 21, 2024, the Professional Grounds Management Society specifically recognized Texas Woman's Denton and Dallas campuses for exceptional grounds-keeping during the society's 2024 Green Star Awards celebration in Louisville, Kentucky.

January 21, 2025, U.S. News & World Report recognized Texas Woman's University graduate online programs in education and nursing and bachelor's online programs in business as being among the nation's best. TWU's online graduate education offerings ranked in the top quartile of all university online graduate education programs in the country and seventh out of 25 ranked Texas institutions.

February 13, 2025, Texas Woman's University was designated a "Research 2: High Spending and Doctorate Production" institution for the 2025 Carnegie Classifications by the American Council on Education. The designation is determined through the Carnegie Classification of Institutions of Higher Education system, which reviews approximately 3,900 U.S. institutions every three years. Universities must have research expenditures of at least \$5 million annually and confer research doctorate degrees to no fewer than 20 PhD candidates per year to be eligible for the "R2" designation.

April 8, 2025, U.S. News & World Report recognized occupational therapy and physical therapy graduate programs at Texas Woman's University as being among the nation's best and tops in Texas. Occupational therapy ranked No. 1 in Texas, tied for 24th nationally and 15 spots in front of any other Texas program. The physical therapy program ranked No. 2 in Texas, tied for 28th nationally, 14 spots in front of the next Texas program.

## UNAUDITED

### TEXAS WOMAN'S UNIVERSITY SYSTEM

#### Management's Discussion and Analysis

For the Year Ended August 31, 2025

#### Capital Projects

In August 2025, the new Health Science Building reached partial substantial completion and is occupied. Full substantial completion is expected by February 2026. The new building features 136,500 square feet primarily for the College of Nursing and the College of Health Sciences departments. The space brings together the Nursing, Physical Therapy, Occupational Therapy, and Speech-Language Pathology programs, along with their labs, clinics, and offices, into a shared interprofessional learning facility.

In August 2025, Brackenridge Hall was substantially completed. The new building features 75,000 square feet primarily to serve as a point of introduction for prospective students, their families and campus visitors. The space consolidates student-focused services into a one-stop-shop aimed to increase student peer-to-peer engagement.

In October 2025, the Bezos Academy preschool building was substantially completed, in partnership with the Bezos Academy. The building features 10,500 square feet primarily for early child learning, with six classrooms and an outdoor playground area.

The College of Business is currently in the programming phase for a new facility on the Denton campus. The building will be the new home for the College of Business along with an Entrepreneur Center, instructional labs, offices, and classrooms. The building is estimated to cost \$45 million and add approximately 35,000 – 40,000 feet of space. In addition, TWU is leveraging this project to construct an additional 20,000 square feet of future space for new and growing programs.

TWU System is currently exploring the Athletics district on the Denton campus to construct one or more facilities to support the athletics sports teams. These facilities may include a new fieldhouse, public use facilities, classrooms, locker rooms, offices, gymnasium and batting cages. This project is expected to be budgeted at \$30 million and completed over the next three years.

In support of our mission to fully renovate Jones Hall, a phase 3 will be completed to finish the renovation of the remaining spaces. These will be utilized for the Dental Hygiene faculty and the Disability Support Services group. This project is budgeted at \$5 million and is to be completed by Fall 2027.

TWU is actively working to manage aging infrastructure and is currently planning to retrofit several key buildings with centralized HVAC systems to remove them from the aging steam infrastructure. This project is estimated at \$13 million and is expected to be completed in phases over the next three years.



**TEXAS WOMAN'S  
UNIVERSITY SYSTEM**

DENTON | DALLAS | HOUSTON

UNAUDITED

**TEXAS WOMAN'S UNIVERSITY SYSTEM**

Statement of Net Position

As of August 31, 2025

	2025	2024
<b>ASSETS</b>		
Current Assets:		
Cash and Cash Equivalents		
Cash on Hand	\$ 21,962.00	\$ 32,018.75
Cash in Bank	15,302,509.12	15,832,672.82
Cash in State Treasury	12,842,135.56	10,807,394.37
Short Term Investments	231,891,724.83	196,589,725.41
Restricted Cash and Cash Equivalents		
Cash in Bank	8,048,704.90	8,400,846.98
Short Term Investments	71,885,081.38	158,128,725.76
Legislative Appropriations	25,846,618.69	31,176,362.36
<b>Total Cash and Cash Equivalents</b>	<b>\$ 365,838,736.48</b>	<b>\$ 420,967,746.45</b>
Receivables From:		
Student Receivable	\$ 25,246,789.98	\$ 27,215,450.10
Federal Receivable	18,580,336.63	40,872,986.48
Allowance for Doubtful Accounts	(4,586,310.88)	(3,982,830.17)
Other Receivables	18,837,765.17	15,581,551.40
Due from Other Agencies	309,032.56	177,781.90
Consumable Inventories	2,186,961.11	1,437,154.43
Prepaid/Deferred Charges	4,531,982.20	2,232,292.33
Loans and Contracts	3,512,312.85	3,808,889.34
Allowance for Loans and Contracts	(1,681,299.18)	(1,846,979.49)
<b>Total Current Assets</b>	<b>\$ 432,776,306.92</b>	<b>\$ 506,464,042.77</b>
Non-Current Assets:		
Unrestricted Investments	\$ 241,681,807.05	\$ 221,922,732.85
Restricted Investments	18,280,100.71	18,045,458.71
PPP Asset Receivable	59,781,118.24	59,781,118.24
Capital Assets, non-depreciable		
Land and Land Improvements	9,616,516.89	5,415,396.89
Construction in Progress	166,359,559.26	77,214,705.15
Capital Assets, depreciable		
Buildings and Building Improvements	551,251,331.22	528,192,327.97
Less Accumulated Depreciation	(307,920,315.74)	(288,356,718.61)
Infrastructure	15,616,213.11	12,891,144.70
Less Accumulated Depreciation	(11,710,787.85)	(11,537,393.61)
Facilities and Other Improvements	13,928,767.01	13,928,767.01
Less Accumulated Depreciation	(9,750,235.44)	(9,222,989.80)
Furniture and Equipment	34,895,837.68	33,356,937.13
Less Accumulated Depreciation	(26,941,282.37)	(25,787,048.60)
Vehicles, Boats, and Aircraft	2,891,923.39	2,979,701.87
Less Accumulated Depreciation	(2,199,670.08)	(2,093,154.78)
Other Capital Assets		
Library Books	19,117,541.73	19,112,457.16
Less Accumulated Depreciation	(18,584,181.58)	(18,476,008.59)
Museum and Art	46,000.00	46,000.00
Less Accumulated Depreciation	(46,000.00)	(46,000.00)
Software	7,934,319.37	4,860,521.02
Less Accumulated Amortization	(4,652,027.14)	(4,425,228.05)
<b>Total Non-Current Assets</b>	<b>\$ 759,596,535.46</b>	<b>\$ 637,802,726.66</b>
<b>Total Assets</b>	<b>\$ 1,192,372,842.38</b>	<b>\$ 1,144,266,769.43</b>
<b>DEFERRED OUTFLOWS OF RESOURCES</b>		
Deferred Outflows of Resources	\$ 16,311,082.88	\$ 23,221,764.54
<b>Total Deferred Outflows of Resources</b>	<b>\$ 16,311,082.88</b>	<b>\$ 23,221,764.54</b>
<b>Total Assets and Deferred Outflows of Resources</b>	<b>\$ 1,208,683,925.26</b>	<b>\$ 1,167,488,533.97</b>

UNAUDITED

**TEXAS WOMAN'S UNIVERSITY SYSTEM**

Statement of Net Position

As of August 31, 2025

**LIABILITIES**

Current Liabilities:

Payables From		
Accounts Payable	\$ 21,038,971.19	\$ 10,846,722.59
Payroll Payable	14,065,400.37	13,449,555.08
Due to Other Agencies	3,035,974.06	1,730,823.60
Deferred Revenues	64,182,851.32	69,279,793.52
Employees' Compensable Leave	3,274,906.33	3,155,785.82
Employees Compensable Leave-Sick	123,479.58	
Revenue Bonds Payable	17,765,000.00	17,065,000.00
Premium on Bonds Payable	2,228,933.95	2,424,698.80
Net OPEB Obligation	4,571,906.00	3,980,603.00
Other Payables	17,017,579.60	15,798,616.48
Funds Held for Others	4,986,815.53	5,098,589.28
<b>Total Current Liabilities</b>	<b>\$ 152,291,817.93</b>	<b>\$ 142,830,188.17</b>

Non-Current Liabilities

Employees' Compensable Leave	\$ 2,198,331.52	\$ 2,436,743.06
Revenue Financing System Bonds	200,660,000.00	218,425,000.00
Premium on Bonds Payable	13,083,284.35	15,312,218.30
Net OPEB Obligation	92,487,404.00	90,494,470.00
Net Pension Liability	41,862,815.00	48,440,962.00
<b>Total Non-Current Liabilities</b>	<b>\$ 350,291,834.87</b>	<b>\$ 375,109,393.36</b>

**Total Liabilities**

**\$ 502,583,652.80    \$ 517,939,581.53**

**DEFERRED INFLOWS OF RESOURCES**

Deferred Inflows of Resources	\$ 93,604,537.24	\$ 99,915,495.24
<b>Total Deferred Inflows of Resources</b>	<b>\$ 93,604,537.24</b>	<b>\$ 99,915,495.24</b>

**Total Liabilities and Deferred Inflows of Resources**

**\$ 596,188,190.04    \$ 617,855,076.77**

**NET POSITION**

Net Investment in Capital Assets	\$ 206,239,966.04	\$ 84,985,060.30
Restricted for:		
Capital Projects	108,677,770.43	196,890,980.43
Other Restricted	34,330,010.75	50,824,818.16
Funds Held as Permanent Investments		
Non-Expendable		
Endowment Funds	18,747,535.09	18,507,960.32
Unrestricted	244,500,452.91	198,424,637.99
<b>Total Net Position</b>	<b>\$ 612,495,735.22</b>	<b>\$ 549,633,457.20</b>

**Total Liabilities and Net Position**

**\$ 1,208,683,925.26    \$ 1,167,488,533.97**

**UNAUDITED**

**TEXAS WOMAN'S UNIVERSITY SYSTEM**

Statement of Revenues, Expenses, and Changes in Net Assets  
For the Year Ended August 31, 2025

	<b>2025</b>	<b>2024</b>
<b>OPERATING REVENUES</b>		
Tuition and Fees	\$ 156,043,660.67	\$ 142,668,991.16
Discounts and Allowances	(65,948,643.61)	(59,594,573.96)
Auxiliary Enterprises	44,349,511.30	32,571,713.36
Discounts and Allowances	(14,871,250.39)	(10,675,116.72)
Federal Grant Revenue	4,734,457.27	5,858,509.19
Federal Pass-Through Revenue	458,512.82	478,249.19
State Grant Revenue	1,090,780.86	903,884.39
State Grant Pass-Through Revenue	10,684,206.61	8,294,269.63
Other Contracts and Grants	1,411,704.02	2,619,378.25
Other Operating Revenues	3,762,195.33	4,124,926.50
<b>Total Operating Revenues</b>	<b>\$ 141,715,134.88</b>	<b>\$ 127,250,230.99</b>
<b>OPERATING EXPENSES</b>		
Cost of Goods Sold	\$ 459.25	\$ 1,182.00
Salaries and Wages	128,814,770.22	121,024,522.37
Payroll Related Costs	33,727,684.00	46,582,169.01
Professional Fees and Services	10,279,201.11	13,324,974.16
Federal Grant Pass-Through	3,147.91	6,382.72
Travel	3,103,272.75	3,130,947.47
Materials and Supplies	18,228,606.15	16,811,496.25
Communication and Utilities	11,689,592.39	10,494,056.39
Repairs and Maintenance	5,953,690.16	7,990,332.80
Rentals and Leases	3,630,971.64	1,308,276.83
Printing and Reproduction	758,086.82	704,335.95
Depreciation and Amortization	22,829,775.15	23,222,182.70
Bad Debt Expense	1,460,761.72	966,930.50
Scholarships	14,604,565.70	13,213,746.41
Other Operating Expenses	18,261,407.83	14,418,778.57
<b>Total Operating Expenses</b>	<b>\$ 273,345,992.80</b>	<b>\$ 273,200,314.13</b>
<b>Operating Loss</b>	<b>\$ (131,630,857.92)</b>	<b>\$ (145,950,083.14)</b>
<b>NON-OPERATING REVENUES (EXPENSES)</b>		
Legislative Appropriations	\$ 85,550,267.00	\$ 85,912,642.00
Additional Appropriations	17,617,925.09	17,468,935.92
Federal Revenue	34,772,179.90	31,917,354.13
Gifts	13,084,950.01	5,841,849.30
Investment Income	27,384,136.27	26,737,535.73
Interest Expense and Fiscal Charges	(9,301,994.39)	(9,815,252.61)
Settlement Expense	-	(12,975.00)
Loss on Retirement of Capital Assets	(40,231.12)	-
Net Increase in Fair Value of Investments	8,625,586.76	25,498,721.96
Other Non-Operating Revenues	986,460.99	819,796.63
<b>Total Non-Operating Revenues (Expenses)</b>	<b>\$ 178,679,280.51</b>	<b>\$ 184,368,608.06</b>
<b>Income Before Other Revenues, Expenses and Transfers</b>	<b>\$ 47,048,422.59</b>	<b>\$ 38,418,524.92</b>

UNAUDITED

TEXAS WOMAN'S UNIVERSITY SYSTEM

Statement of Revenues, Expenses, and Changes in Net Assets  
For the Year Ended August 31, 2025

**OTHER REVENUES, EXPENSES AND TRANSFERS**

Capital Appropriations	\$ 14,993,229.00	\$ 14,993,229.00
Transfers From Other State Agencies	118,057.00	125,625.00
Transfers To Other State Agencies	(32,688.21)	(28,515.55)
Legislative Transfers In	1,177,957.00	1,308,632.00
<b>Total Other Revenues, Expenses and Transfers</b>	<b>\$ 16,256,554.79</b>	<b>\$ 16,398,970.45</b>

**CHANGE IN NET POSITION**

**\$ 63,304,977.38**   **\$ 54,817,495.37**

Net Position, Beginning	\$ 549,633,457.20	\$ 494,387,450.38
Restatements	(442,699.36)	428,511.45
<b>Beginning Net Position, as Restated</b>	<b>\$ 549,190,757.84</b>	<b>\$ 494,815,961.83</b>

**ENDING NET POSITION**

**\$ 612,495,735.22**   **\$ 549,633,457.20**

**UNAUDITED**

**TEXAS WOMAN'S UNIVERSITY SYSTEM**

Matrix of Operating Expenses Reported by Function

For the Year Ended August 31, 2025

<b>Operating Expenses</b>	<b>Instruction</b>	<b>Research</b>	<b>Public Service</b>	<b>Academic Support</b>	<b>Student Services</b>
Cost of Goods Sold	\$ 352.87				
Salaries and Wages	64,424,334.79	3,493,683.81	175,552.96	17,059,807.57	8,795,786.47
Payroll Related Costs	16,532,311.53	588,378.78	30,832.34	3,980,543.91	2,428,933.71
Professional Fees and Services	119,315.15	42,944.39	123,223.72	6,797,935.15	84,012.31
Federal Pass-through Expenses	-	3,147.91		-	
Travel	637,867.02	289,683.14	5,646.16	834,283.40	215,627.81
Materials and Supplies	1,634,811.43	660,013.70	104,880.17	1,764,003.35	833,510.74
Communications and Utilities	23,213.05	98,183.64	2,447.88	4,305,557.44	81,821.26
Repairs and Maintenance	75,030.21	39,541.88		277,935.58	70,603.97
Rentals and Leases	56,433.40	1,891.26	165,541.29	193,923.95	152,932.80
Printing and Reproduction	107,665.70	13,387.18	18,530.01	78,323.89	106,175.51
Depreciation and Amortization	-			-	
Bad Debt Expense	-			-	
Scholarships	110,315.93	446,776.13		79,926.56	2,676,483.57
Other Operating Expenses	3,977,931.61	1,004,403.79	164,159.42	2,150,726.33	715,609.37
<b>Total Operating Expenses</b>	<b>\$ 87,699,582.69</b>	<b>\$ 6,682,035.61</b>	<b>\$ 790,813.95</b>	<b>\$ 37,522,967.13</b>	<b>\$ 16,161,497.52</b>

**UNAUDITED**

<b>Institutional Support</b>	<b>Operation and Maintenance</b>	<b>Scholarships &amp; Fellowships</b>	<b>Auxiliary Enterprises</b>	<b>Depreciation &amp; Amortization</b>	<b>Total Expenditures</b>
\$ -			\$ 106.38		\$ 459.25
20,741,764.98	6,381,620.81	417,671.34	7,324,547.49	-	128,814,770.22
5,031,306.61	2,519,331.47	-	2,616,045.65	-	33,727,684.00
2,405,815.94	533,526.54		172,427.91		10,279,201.11
	-				3,147.91
309,179.19	33,350.20		777,635.83		3,103,272.75
1,273,736.56	4,292,317.26		7,665,332.94		18,228,606.15
416,811.38	4,091,279.75		2,670,277.99		11,689,592.39
1,790,555.68	2,875,355.32		824,667.52		5,953,690.16
134,172.96	20,511.26		2,905,564.72		3,630,971.64
323,294.43	3,680.23		107,029.87		758,086.82
	-			22,829,775.15	22,829,775.15
	-	1,460,761.72			1,460,761.72
-	-	9,900,935.73	1,390,127.78	-	14,604,565.70
7,105,860.30	1,706,486.04	23,220.97	1,413,010.00		18,261,407.83
<b>\$ 39,532,498.03</b>	<b>\$ 22,457,458.88</b>	<b>\$ 11,802,589.76</b>	<b>\$ 27,866,774.08</b>	<b>\$ 22,829,775.15</b>	<b>\$ 273,345,992.80</b>

## TEXAS WOMAN'S UNIVERSITY SYSTEM

## Statement of Cash Flows

For the Fiscal Year Ended August 31, 2025

	<u>2025</u>	<u>2024</u>
<b>Cash Flows from Operating Activities</b>		
Proceeds Received from Tuition and Fees	\$ 92,720,308.35	\$ 84,222,356.57
Payments from Research Grants and Contracts	40,669,163.52	19,182,958.36
Proceeds from Auxiliary	36,164,539.38	21,896,596.64
Proceeds from Other Revenues	5,564,155.90	9,902,241.23
Proceeds from Loans and Contracts	-	-
Proceeds from a Defined Benefit Pension Plan	1,139,575.00	4,011,699.00
Proceeds from a Defined Benefit OPEB Plan	4,563,021.00	7,035,602.00
Payments to Vendors and Suppliers	(46,047,586.05)	(64,561,153.70)
Payments to Employees	(166,149,677.05)	(155,992,383.30)
Payments for Other Expenses		
Payments for Pension Benefits to Plan Members	(1,139,575.00)	(4,011,699.00)
Payments for OPEB Benefits to Plan Members	(4,563,021.00)	(7,035,602.00)
Payments for Scholarships	(14,605,168.70)	(13,213,746.41)
<b>Net Cash Used by Operating Activities</b>	<b>\$ (51,684,264.65)</b>	<b>\$ (98,563,130.61)</b>
<b>Cash Flows from Noncapital Financing Activities</b>		
Proceeds from State Appropriations	\$ 118,161,421.09	\$ 118,374,806.92
Proceeds for Transfers in from Other Funds	1,296,014.00	1,434,257.00
Proceeds from Gifts	13,084,950.01	5,841,849.30
Proceeds from Loan Programs	67,981,942.22	62,549,085.13
Payments for Other Noncapital Financing Uses	(572,652.08)	5,066,483.61
Payments for Transfers out to Other Funds	(32,688.21)	(28,515.55)
Proceeds for Other Noncapital Financing Uses		
Payments for Interest		
Payments for Grant Disbursements	(34,772,179.90)	(30,657,261.00)
Payments for Other Uses		
<b>Net Cash Provided by Noncapital Financing Activities</b>	<b>\$ 165,146,807.13</b>	<b>\$ 162,580,705.41</b>
<b>Cash Flows from Capital and Related Financing Activities</b>		
Proceeds from Debt Issuance	-	-
Payments for Refunding Bonds		
Payments for Additions to Capital Assets	(120,209,590.81)	(53,092,656.62)
Payments of Principal on Debt Issuance	(17,065,000.00)	(16,750,000.00)
Payments of Principal on Capital Lease Obligations	0.00	
Payments of Interest on Debt Issuance	(11,691,807.53)	(12,384,506.95)
Payments of Other Costs on Debt Issuance	(6,479.15)	(4,250.00)
<b>Net Cash Provided (Used) Capital and Related Financing Activities</b>	<b>\$ (148,972,877.49)</b>	<b>\$ (82,231,413.57)</b>
<b>Cash Flows from Investing Activities</b>		
Proceeds from Sales of Investments		
Proceeds from Interest and Investment Income	\$ 28,153,915.99	\$ 27,455,396.24
Proceeds to Acquire Investments	8,498,797.68	(298,292.80)
<b>Net Cash Used by Investing Activities</b>	<b>\$ 36,652,713.67</b>	<b>\$ 27,157,103.44</b>
<b>Increase in Cash and Cash Equivalents</b>	<b>\$ 1,142,378.66</b>	<b>\$ 8,943,264.67</b>
<b>Cash and Cash Equivalents, September 1, 2024</b>	<b>\$ 35,072,932.92</b>	<b>\$ 26,129,668.25</b>
Reclassified Beginning Cash	-	-
<b>Cash and Cash Equivalents, August 31, 2025</b>	<b>\$ 36,215,311.58</b>	<b>\$ 35,072,932.92</b>

**TEXAS WOMAN'S UNIVERSITY SYSTEM**

Statement of Cash Flows

For the Fiscal Year Ended August 31, 2025

	<u>2025</u>	<u>2024</u>
Cash and Cash Equivalents, August 31, 2025	\$ 36,215,311.58	\$ 35,072,932.92
Displayed as:		
Total Cash and Cash Equivalents	\$ 36,215,311.58	\$ 35,072,932.92
<b>Reconciliation of Operating Loss to Net Cash Used by Operating Activities</b>		
Operating Loss	\$ (131,702,512.56)	\$ (145,950,083.14)
Adjustments to Reconcile Operating Loss to Net Cash Used by Operating Activities:		
Depreciation Expense	\$ 22,829,775.15	\$ 23,222,182.70
OPEB Expense	\$ (3,695,758.00)	\$ 7,698,863.00
Employee Benefits paid by State		
Pension Expense	\$ 5,001,747.00	\$ 7,875,321.00
Bad Debt Expense	\$ 1,460,761.72	\$ 966,930.50
Changes in Assets and Liabilities:		
(Increase) Decrease in Receivables	\$ 43,807,788.96	\$ 6,379,080.99
(Increase) Decrease in Due from Other Agencies	(131,250.66)	(74,276.30)
(Increase) Decrease in Inventories	(749,806.68)	(140,187.14)
(Increase) Decrease in Prepaid Expenses	(2,299,689.87)	(890,179.51)
(Increase) Decrease in Loans and Contracts	296,576.49	60,643.87
(Increase) Decrease in Loans and Contracts Allowance for Doubtful Accounts	(165,680.31)	
(Increase) Decrease in Deferred Outflows of Resources - Pensions	8,896,520.00	(1,498,959.00)
(Increase) Decrease in Deferred Outflows of Resources - OPEB	(2,020,724.00)	15,526,068.00
Increase (Decrease) in Payables	10,263,903.24	3,218,580.47
Increase (Decrease) in Payroll Payable	615,845.29	(294,915.10)
Increase (Decrease) in Due to Other Agencies	1,305,150.46	194,898.74
Increase (Decrease) in Deferred Income	5,096,942.20	1,352,830.93
Increase (Decrease) in Compensable Absences - Current	242,600.09	294,869.25
Increase (Decrease) in Compensable Absences - Non current	(238,411.54)	262,048.52
Increase (Decrease) in Other Liabilities	1,218,963.12	1,361,233.30
Increase (Decrease) in Funds Held for Others	(111,773.75)	425,910.31
Increase (Decrease) in Liabilities to Employees for Defined Benefit Pensions	(11,579,894.00)	(340,244.00)
Increase (Decrease) in Liabilities to Employees for Defined Benefit OPEB	6,285,621.00	(11,103,153.00)
Increase (Decrease) in Deferred Inflows of Resources - Pensions	(1,178,798.00)	(2,024,419.00)
Increase (Decrease) in Deferred Inflows of Resources - OPEB	(5,132,160.00)	(5,086,176.00)
Increase (Decrease) in Deferred Inflows of Resources - PPP	-	-
Total adjustments	\$ 80,018,247.91	\$ 47,386,952.53
<b>Net Cash Used by Operating Activities</b>	<b>\$ (51,684,264.65)</b>	<b>\$ (98,563,130.61)</b>
<b>Non Cash Transactions</b>		
Net Change in Fair Value of Investments	\$ 8,625,586.76	\$ 25,498,721.96
Amortization of Bond Premiums	(2,424,698.80)	(2,608,390.00)
Asset Disposal Gain/(Loss)	(40,231.12)	-
Amortization of Deferred Inflows/Outflows from Refunding Bonds	34,885.66	34,885.66
Other Uses: Grant Revenue - OPEB	5,626.00	5,371.00

## UNAUDITED

### TEXAS WOMAN'S UNIVERSITY SYSTEM

#### Note 1: Summary of Significant Accounting Policies

##### Introduction

Texas Woman's University (TWU) was founded in 1901 by an act of the 27<sup>th</sup> Legislature of the State of Texas, and the enacting statute laid a strong foundation for a multi-purpose institution of higher education. In 2021, the 87<sup>th</sup> Legislature authorized creating the Texas Woman's University System (TWU System) and in doing so created the first publicly funded woman-focused university system in the United States. As a publicly funded institution, TWU System's financial records comply with State statutes and regulations. This includes compliance with the Texas Comptroller of Public Accounts' Reporting Requirements for Annual Financial Reports of State Agencies and Universities and with Generally Accepted Accounting Principles (GAAP) as prescribed by the Governmental Accounting Standards Board (GASB).

Because TWU System is a component operating unit of the State of Texas government, the financial information is consolidated with other State agencies and institutions in the State's Annual Comprehensive Financial Report (ACFR). The Comptroller of Public Accounts is responsible for preparation of the ACFR, which meets all requirements delineated in Governmental Accounting Standards Board (GASB) Statement No. 34, *Basic Financial Statements – and Management's Discussion and Analysis – for State and Local Governments* and GASB Statement No. 63, *Financial Reporting of Deferred Outflows of Resources, Deferred Inflows of Resources, and Net Position*. The Comptroller does not require the annual financial report of TWU System, or other component units, to comply with all requirements of these statements. The financial reports of TWU System and other component units will be considered for audit by the State Auditor's Office as part of the audit of the State's ACFR. Therefore, an opinion has not been expressed on the financial statements and related information in this report.

GASB Statement No. 63 amended Statement No. 34, revising the net asset reporting requirements by incorporating deferred outflows of resources and deferred inflows of resources into the definitions of the required components of the residual measure and by renaming that measure as net position, rather than net assets. The Board asserts that the new requirements introduced with GASB Statement No. 63 will improve financial reporting by standardizing the presentation of deferred outflows of resources and deferred inflows of resources and their effects on a government's net position.

As part of the preparation of this financial report, consideration was given to the requirements of GASB No. 39, *Determining Whether Certain Organizations Are Component Units*. For Texas Woman's University System, the results of this consideration show:

##### Blended Component Units

No component units have been identified which should have been blended into appropriated funds.

##### Discrete Component Units

No component units have been identified which should have been included in a discrete presentation in the financial report.

## UNAUDITED

### TEXAS WOMAN'S UNIVERSITY SYSTEM

#### Note 1: Summary of Significant Accounting Policies

##### **Fund Structure**

Texas Woman's University System is an Enterprise Fund reported in the State of Texas' Annual Comprehensive Financial Report as a Proprietary Fund Type. Enterprise Funds are used to account for any activity in which a fee is charged to external users for goods or services.

Activities must be reported as Enterprise Funds if any one of the following criteria are met:

1. The activity is financed with debt that is secured solely by a pledge of the net revenues from fees and charges of the activity.
2. Laws or regulations require that the activity's costs of providing services, including capital costs (such as depreciation or debt service), be recovered with fees and charges.
3. The pricing policies of the activity establish fees and charges designed to recover its costs, including capital costs.

##### **Fiduciary Funds**

###### *Custodial Funds*

Texas Woman's University System implemented GASB Statement No. 84, *Fiduciary Activities*, in fiscal year 2020. The standard defines the criteria for identifying fiduciary activities of all state and local governments. The public private partnership housing agreement between TWU and Collegiate Housing Foundation (CHF) was deemed as fiduciary funds since the balance exceeded the Comptroller's materiality threshold. As a requirement, basic financial statements related to the fiduciary funds are included.

##### **Measurement Focus and Basis of Accounting**

The accounting and financial reporting treatment applied to a fund is determined by its measurement focus. The basis of accounting determines when revenues and expenditures, or expenses, are recognized in the accounts reported in the financial statements.

Texas Woman's University System's financial statements have been presented using the economic resources measurement focus and the accrual basis of accounting. Under the accrual basis, revenues are recognized when earned, and expenses are recorded when an obligation has been incurred. All significant intra-agency transactions have been eliminated.

Texas Woman's University System has the option to apply all Financial Accounting Standards Board (FASB) pronouncements issued after November 30, 1989, unless FASB conflicts with GASB. TWU System has elected not to apply FASB pronouncements issued after the applicable date.

## UNAUDITED

### TEXAS WOMAN'S UNIVERSITY SYSTEM

#### Note 1: Summary of Significant Accounting Policies

#### **Assets, Liabilities, Deferred Outflows and Inflows of Resources and Net Position**

##### **Assets**

###### *Cash and Cash Equivalents*

For purposes of the statements of cash flows, TWU System considers all highly liquid investments with an original maturity of three months or less to be cash equivalents.

###### *Restricted Assets*

Restricted assets include monies or other resources restricted by legal or contractual requirements. These assets include proceeds of enterprise fund general obligation, revenue bonds and revenues set aside for statutory or contractual requirements. Assets held in reserve for guaranteed student loan defaults are also included.

###### *Leases*

As defined by GASB Statement No. 87- *Leases* this creates a single model for lease accounting. It requires recognition of certain lease assets and liabilities for leases that previously were classified as operating leases and recognized as inflows of resources or outflows of resources, based on the payment provisions of the contract.

###### *Inventories*

Inventories include both merchandise inventories on hand for sale and consumable inventories. Inventories are valued at cost, generally utilizing the last-in, first-out method. The consumption method of accounting is used to account for inventories. The cost of these items is expensed when the items are consumed.

###### *Capital Assets*

Assets with an initial individual cost of more than \$5,000 and an estimated useful life in excess of one year should be capitalized. These assets are capitalized at cost or estimated historical cost, if actual historical cost is not available. Donated assets are reported at fair value on the acquisition date. Depreciation is charged to operations over the estimated useful life of the asset using the straight-line method.

###### *Other Receivables*

Other receivables include year-end revenue accruals not included in any other receivable category.

##### **Liabilities**

###### *Accounts Payable*

Accounts payable represent the liability for the value of assets or services received at the balance sheet date for which payment is pending.

## UNAUDITED

### TEXAS WOMAN'S UNIVERSITY SYSTEM

#### Note 1: Summary of Significant Accounting Policies

##### *Employees' Compensable Leave Balances*

Employees' compensable leave balances represent the liability that becomes due upon the occurrence of relevant events such as resignations, retirements, and uses of leave balances by covered employees. Liabilities for both sick leave and vacation leave are reported separately as either current or non-current in the statement of net assets.

##### *Revenue Bonds Payable*

Revenue bonds are reported at par. Payables are reported separately as either current or non-current in the statement of net assets.

##### *Net Pension Liability*

The net pension values are provided by the State of Texas Comptroller's Office and define Texas Woman's University System proportional share of the Teacher Retirement System of Texas (TRS) unfunded pension liability.

The fiduciary net position of the TRS has been determined using the flow of economic resources measurement focus and full accrual basis of accounting. This includes - for purposes of measuring the net pension liability - deferred outflows of resources and deferred inflows of resources related to pensions, pension expense, and information about assets, liabilities and additions to/deductions from TRS's fiduciary net position. Benefit payments (including refunds of employee contributions) are recognized when due and payable in accordance with the benefit terms. Investments are reported at fair value.

##### *Net Other Postemployment Benefits Liability*

The net of other postemployment benefits (OPEB) values is provided by the State of Texas Comptroller's Office and define Texas Woman's University System proportional share of the Employees Retirement System of Texas (ERS) unfunded OPEB liability.

The fiduciary net position of the ERS has been determined using the flow of economic resources measurement focus and full accrual basis of accounting. This includes changes in OPEB liability resulting in deferred outflows or inflows of resources, the differences between expected and actual actuarial experience, changes in actuarial assumptions, the difference between projected and actual earnings on plan investments, changes in proportion of collective OPEB amounts, and differences between actual contributions and proportionate share.

##### **Deferred Outflows of Resources**

Deferred outflows of resources relate to unamortized losses on refunding of debt, pensions and postemployment benefits other than pensions.

##### *Deferred Outflows of Resources Related to Debt Refunding*

For debt refunding, the difference between the reacquisition price and the net carrying amount of the old debt is deferred and reported as deferred outflows or deferred inflows. The gain or loss is amortized using the straight-line method over the remaining life of the old debt or the life of the new debt,

## UNAUDITED

### TEXAS WOMAN'S UNIVERSITY SYSTEM

#### Note 1: Summary of Significant Accounting Policies

whichever is shorter, in the Statement of Revenues, Expenses and Changes in Net Position as a component of interest expense.

##### *Deferred Outflows of Resources Related to Pensions*

Certain changes in the collective net pension liability of the Teacher Retirement System of Texas are reported as deferred outflows of resources related to pensions or as deferred inflows of resources related to pensions, depending on the type of change.

##### *Deferred Outflows of Resources Related to Postemployment Benefits Other than Pensions*

Certain changes in the collective net postemployment benefits other than pensions liability, including retiree health care associated with Employee Retirement System of Texas, are reported as deferred outflows of resources related to other non-pensions or as deferred inflows of resources related to other non-pensions, depending on the type of change.

#### **Deferred Inflows of Resources**

Deferred inflows of resources relate to unamortized gains on refunding of debt, pensions and postemployment benefits other than pensions.

##### *Deferred Inflows of Resources Related to Debt Refunding*

For debt refunding, the difference between the reacquisition price and the net carrying amount of the old debt is deferred and reported as deferred outflows or deferred inflows. The gain or loss is amortized using the straight-line method over the remaining life of the old debt or the life of the new debt, whichever is shorter, in the Statement of Revenues, Expenses and Changes in Net Position as a component of interest expense.

##### *Deferred Inflows of Resources Related to Pensions*

Certain changes in the collective net pension liability of the Teacher Retirement System of Texas are reported as deferred outflows of resources related to pensions, or as deferred inflows of resources related to pensions, depending on the type of change.

##### *Deferred Inflows of Resources Related to Postemployment Benefits Other than Pensions*

Certain changes in the collective net postemployment benefits other than pensions liability, including retiree health care associated with Employee Retirement System of Texas, are reported as deferred outflows of resources related to other non-pensions or as deferred inflows of resources related to other non-pensions, depending on the type of change.

##### *Deferred Inflows of Resources Related to PPP*

For a PPP asset, the agency (the transferor) must initially measure the underlying PPP asset at the carrying value as of the commencement of the PPP term and report it as deferred inflow of resources related to the PPP.

## UNAUDITED

### TEXAS WOMAN'S UNIVERSITY SYSTEM

#### Note 1: Summary of Significant Accounting Policies

##### **Net Position**

As defined in GASB Statement No. 63, Net Position is the difference between (a) assets and deferred outflows of resources and (b) liabilities and deferred inflows of resources. Net assets are divided into three components—invested in capital assets, restricted and unrestricted.

##### *Invested in Capital Assets, Net of Related Debt*

This represents the total amount of capital assets, net of accumulated depreciation and net of outstanding balances for bonds and other debt that is attributed to the acquisition, construction, or improvement of those assets.

##### *Restricted Net Position*

Restricted net position represents resources which are constrained for a particular purpose and are presented according to the purposes to which they are limited. Sponsored grants, student loan funds and endowment assets are included in this category. Restricted net position results when constraints are placed on net position that are either externally imposed by creditors, grantors, contributors, and the like, or imposed by law through constitutional provisions or enabling legislation. Generally, when an expense is incurred that can be paid using either restricted or unrestricted resources, TWU's policy is to first apply the expense towards the restricted resources and then towards the unrestricted resources.

##### *Unrestricted Net Position*

Unrestricted net position represents all resources not included in the other components. These resources can be considered usable for any purpose, though they may not be in a spendable form, like cash. Unrestricted net position often has constraints on resources which are imposed by management but can be removed or modified.

##### **Revenues and Expenses**

##### *Operating Revenues and Expenses*

Operating revenues include activities which have the characteristics of exchange transactions, such as student tuition and fees, net of scholarship discounts and allowances, sales and services of auxiliary enterprises, net of scholarship discounts and allowances, and most Federal, State and local grants and contracts. Operating expenses include salaries and wages, payroll related costs, professional fees and services, materials and supplies, depreciation and amortization, and scholarships and fellowships.

##### *Non-operating Revenues and Expenses*

Non-operating revenues include activities which have the characteristics of non-exchange transactions such as gifts and contributions, and other revenue sources that are defined as non-operating revenues by GASB Statement No. 9 and GASB Statement No. 34, such as state appropriations and investment income. Non-operating expenses include activities such as interest expense on capital asset financings and other expenses that are defined as non-operating expenses by GASB.

Texas Woman's University System implemented GASB Statement No. 89, *Accounting for Interest Cost Incurred Before the End of a Construction Period*, in fiscal year 2019. The standard defines interest cost

## UNAUDITED

### TEXAS WOMAN'S UNIVERSITY SYSTEM

#### Note 1: Summary of Significant Accounting Policies

incurred before the end of a construction period to be recognized as an expense instead of capitalized to the Statement of Net Position in the fiscal year in which the cost is incurred for financial statements prepared using the economic resources measurement focus.

#### **Investments**

Texas Woman's University System entered into a contract with The Texas A&M University System in March 2016 to manage the University's long-term investments in The Texas A&M Cash Concentration Pool. A second contract with The Texas A&M University System was executed in March 2016 to allow investment of endowment assets in the Texas System Endowment Fund managed by The Texas A&M University System.

Texas Woman's University System implemented GASB Statement No. 72, *Fair Value Measurement and Application*, in fiscal year 2016. The statement defines an investment as a security or other asset that a government holds primarily for the purpose of income or profit. The present service capacity is based solely on the ability of the security or other assets to generate cash or to be sold to generate cash. Fair value is defined as the price that would be received to sell an investment in an orderly transaction between market participants at the measurement date.

The statement requires fair value to be measured in a manner consistent with one of three approaches: the market approach, the cost approach, or the income approach. The market approach uses prices and relevant market information to measure fair value. The cost approach reflects the amount that would be required to replace the asset and its service capacity. The income approach converts future amounts, such as cash flows, into a single current amount. Texas Woman's University System primarily uses the market approach to value investments.

Measuring fair value requires gathering information, or inputs, related to the asset or liability being measured. The fair value hierarchy categorizes the inputs used to measure fair value into three levels. Level 1 inputs are quoted prices in active markets for assets or liabilities identical to the ones being measured, Level 2 inputs are observable for similar assets or liabilities, and Level 3 inputs are unobservable inputs.

The notes to the financial statements disclose the input levels used to determine fair value and display the deposit and investment risks related to credit risk, concentration of credit risk, interest rate risk, and foreign currency risk.

#### **Note 3 - Deposits, Investments and Repurchase Agreements**

Texas Woman's University System implemented GASB Statement No. 72, *Fair Value Measurement and Application*, for fiscal year 2016. Investments have been presented according to the hierarchy of inputs used to measure fair value:

- Level 1 has been assigned to investments for which quoted prices (unadjusted) are available for identical assets in active markets on the measurement date. These assets include equities (common stock, listed ADR's and listed preferred stock), exchange traded mutual funds, and exchange traded options, money market funds and U.S. Treasury securities.

## UNAUDITED

### TEXAS WOMAN'S UNIVERSITY SYSTEM

#### Note 1: Summary of Significant Accounting Policies

- Level 2 has been assigned to investments for which there are inputs, other than quoted prices, that are observable for an asset or liability, either directly or indirectly. These assets include cash equivalents, collateralized mortgage obligations, corporate bonds, mortgage-backed securities, municipal bonds, non-exchange traded options, short-term obligations, and U.S. agency securities.
- Level 3 has been assigned to assets to which there are unobservable inputs. Examples of these assets are commingled funds and private equity technology partnerships and are discussed below.
- Net Asset Value (NAV) – Texas Woman's University System invests in certain private investments and limited partnerships including hedge funds, private equity, venture capital, natural resources, energy, and real estate. The fair value of these investments is based on the investment manager determined NAV as allowed by the GASB Statement. The valuations at the date provided by the investment manager have been adjusted by rolling forward to August 31, 2024 to include the following events: capital contributions or distributions since the investment manager valuation date reported to Texas Woman's University System, changes in the composition of assets or liabilities reported by the investment manager since the valuation date of the NAV, and fair value changes of assets or liabilities reported since the investment manager valuation date. In the case of hedge funds, Texas Woman's University System has adjusted the reported July 31, 2025 NAV by the estimated performance as of August 31, 2025, as reported by the investment manager.

#### Upcoming Accounting Pronouncements

GASB Statement No. 103, *Financial Reporting Model Improvements*, limits Management's Discussion and Analysis (MD&A) to topics in five sections and requires inflows and outflows related to unusual or infrequent items. This statement also updates the presentation of proprietary fund Statement of Revenues, Expenses, and Changes in Fund Net Position to include a subtotal for operating income (loss) and noncapital subsidies. This statement will be implemented in fiscal year 2026. TWU System continues to evaluate the impact to the financial statements.

GASB Statement No. 104, *Disclosure of Certain Capital Assets*, requires certain information regarding capital assets to be presented by major class. This statement updates the presentation of capital assets as described in Statement No. 34 and requires that certain types of assets be disclosed separately in the capital assets note disclosure. It also requires additional disclosures for assets held for sale. This statement will be implemented in fiscal year 2026. TWU System continues to evaluate the impact to the financial statements.

UNAUDITED

TEXAS WOMAN'S UNIVERSITY SYSTEM

Note 2: Capital Assets

A summary of changes in Capital Assets for the year ended August 31, 2025 is presented below.

	PRIMARY GOVERNMENT		
	Balance September 1, 2024	Adjustments	Reclassifications of Completed Construction in Progress
<b>BUSINESS-TYPE ACTIVITIES</b>			
<b>Non-Depreciable or Non-Amortizable Assets</b>			
Land and Land Improvements	\$ 5,415,396.89	\$ -	\$ -
Construction in Progress	77,214,705.15	-	(28,857,870.01)
<b>Total Non-Depreciable or Non-Amortizable Assets:</b>	<b>82,630,102.04</b>	<b>-</b>	<b>(28,857,870.01)</b>
<b>Depreciable Assets</b>			
Buildings and Building Improvements	528,192,327.97	-	23,059,003.25
Infrastructure	12,891,144.70	-	2,725,068.41
Facilities and Other Improvements	13,928,767.01	-	-
Furniture and Equipment	33,356,937.13	-	-
Vehicles, Boats and Aircraft	2,979,701.87	-	-
Other Capital Assets	19,158,457.16	-	-
<b>Total Depreciable Assets at Historical Cost</b>	<b>610,507,335.84</b>	<b>-</b>	<b>25,784,071.66</b>
<b>Less Accumulated Depreciation for:</b>			
Buildings and Building Improvements	(288,356,718.61)	-	-
Infrastructure	(11,537,393.61)	-	-
Facilities and Other Improvements	(9,222,989.80)	-	-
Furniture and Equipment	(25,787,048.60)	-	-
Vehicles, Boats and Aircraft	(2,093,154.78)	-	-
Other Capital Assets	(18,522,008.59)	-	-
Total Accumulated Depreciation	(355,519,313.99)	-	-
<b>Total Depreciable Assets, Net</b>	<b>254,988,021.85</b>	<b>-</b>	<b>25,784,071.66</b>
<b>Intangible Capital Assets – Amortizable</b>			
Computer Software – Intangible	4,860,521.02	-	3,073,798.35
<b>Total Intangible Assets at Historical Cost</b>	<b>4,860,521.02</b>	<b>-</b>	<b>3,073,798.35</b>
<b>Less Accumulated Amortization for:</b>			
Computer Software – Intangible	(4,425,228.05)	-	-
Total Accumulated Amortization	(4,425,228.05)	-	-
<b>Total Intangible Assets, Net</b>	<b>435,292.97</b>	<b>-</b>	<b>3,073,798.35</b>
<b>Business-Type Activities Capital Assets, Net</b>	<b>\$ 338,053,416.86</b>	<b>\$ -</b>	<b>\$ -</b>

UNAUDITED

TEXAS WOMAN'S UNIVERSITY SYSTEM

Note 2: Capital Assets

Reclassifications Increase Interagency Transfers	Reclassifications Decrease Interagency Transfers	Additions	Deletions	Balance August 31, 2025
\$ -	\$ -	\$ 4,201,120.00	\$ -	\$ 9,616,516.89
-	-	118,002,724.12	-	166,359,559.26
-	-	<b>122,203,844.12</b>	-	<b>175,976,076.15</b>
-	-	-	-	551,251,331.22
-	-	-	-	15,616,213.11
-	-	-	-	13,928,767.01
-	-	2,441,614.57	(902,714.02)	34,895,837.68
-	-	-	(87,778.48)	2,891,923.39
-	-	24,640.18	(19,555.61)	19,163,541.73
-	-	<b>2,466,254.75</b>	<b>(1,010,048.11)</b>	<b>637,747,614.14</b>
-	-	(19,563,597.13)	-	(307,920,315.74)
-	-	(173,394.24)	-	(11,710,787.85)
-	-	(527,245.64)	-	(9,750,235.44)
-	-	(2,016,716.67)	862,482.90	(26,941,282.37)
-	-	(194,293.78)	87,778.48	(2,199,670.08)
-	-	(127,728.60)	19,555.61	(18,630,181.58)
-	-	(22,602,976.06)	969,816.99	(377,152,473.06)
-	-	<b>(20,136,721.31)</b>	<b>(40,231.12)</b>	<b>260,595,141.08</b>
-	-	-	-	7,934,319.37
-	-	-	-	<b>7,934,319.37</b>
-	-	(226,799.09)	-	(4,652,027.14)
-	-	(226,799.09)	-	(4,652,027.14)
-	-	<b>(226,799.09)</b>	-	<b>3,282,292.23</b>
\$ -	\$ -	\$ <b>101,840,323.72</b>	\$ <b>(40,231.12)</b>	\$ <b>439,853,509.46</b>

**UNAUDITED**

**TEXAS WOMAN'S UNIVERSITY SYSTEM**

Note 3: Deposits, Investments & Repurchase Agreements

**Deposits of Cash in Bank**

As of August 31, 2025, the carrying amount of deposits was \$23,351,214.02 as presented below:

<b>Governmental and Business-Type Activities</b>	
CASH IN BANK – CARRYING VALUE	\$ 23,351,214.02
Less: Certificates of Deposit included in carrying value and reported as Cash Equivalent	
Less: Uninvested Securities Lending Cash Collateral included in carrying value and reported as Securities Lending Collateral	
Less: Securities Lending CD Collateral included in carrying value and reported as Securities Lending Collateral	
Cash In Bank per AFR	23,351,214.02
Governmental Funds Current Assets Cash in Bank	
Governmental Funds Current Assets Restricted Cash in Bank	
Governmental Funds Non-Current Assets Restricted Cash in Bank	
Proprietary Funds Current Assets Cash in Bank	15,297,259.12
Proprietary Funds Current Assets Restricted Cash in Bank	8,053,954.90
Proprietary Funds Non-Current Restricted Cash in Bank	
Cash in Bank per AFR	\$ 23,351,214.02

As of August 31, 2025, the carrying amount of deposits related to Fiduciary Funds was \$4,119,201.16 as presented below:

<b>Fiduciary Funds</b>	
CASH IN BANK – CARRYING VALUE	\$ 4,119,201.16
Less: Certificates of Deposit included in carrying value and reported as Cash Equivalent	
Less: Uninvested Securities Lending Cash Collateral included in carrying value and reported as Securities Lending Collateral	
Less: Securities Lending CD Collateral included in carrying value and reported as Securities Lending Collateral	
Cash In Bank per AFR	4,119,201.16
Fiduciary Funds Cash in Bank	4,119,201.16
Fiduciary Funds Restricted Cash in Bank	
Cash in Bank per AFR	\$ 4,119,201.16

As of August 31, 2025, the total bank balance was as follows:

Governmental and Business-Type Activities	\$ 25,521,862.26
---	------------------

**Custodial Credit Risk for Deposits**

Custodial credit risk for deposits is the risk that, in the event of the failure of a depository financial institution, the agency will not be able to recover deposits or will not be able to recover collateral securities that are in the possession of an outside party.

## UNAUDITED

### TEXAS WOMAN'S UNIVERSITY SYSTEM

#### Note 3: Deposits, Investments & Repurchase Agreements

Texas Woman's University System has a depository contract with PNC Bank. PNC Bank holds letters of credit with the Federal Reserve Bank providing collateral for TWU System deposits. At August 31, 2025, there were letters of credit totaling \$91,658,074.54.

As of August 31, 2025, TWU System did not have bank balances that are exposed to custodial credit risk.

#### Investments

Texas Woman's University System is authorized to invest in obligations and instruments as defined in the Public Funds Investment Act, Section 2256.001 of the Texas Governmental Code.

Additionally, Texas Woman's University System contracts with the Texas A&M University System (the A&M System) to manage TWU System investments in the Cash Concentration Pool (CCP) as well as the A&M System Endowment Fund (SEF). The fair value of investments in the CCP and the SEF managed by the A&M System at August 31, 2025 were \$241,681,807.05 and \$18,280,100.71, respectively. Additional information related to these investments is disclosed further below.

As of August 31, 2025, the fair value of Texas Woman's University System investments was \$576,580,849.53 as presented below:

	Level 1 Inputs	Level 2 Inputs	Level 3 Inputs	Amortized Cost	NAV	Fair Value as of August 31, 2025
U.S. Treasury Securities	\$14,701,368.83	\$ -	\$ -	\$ -	\$ -	\$14,701,368.83
U.S. Treasury Strips	243,912.92					243,912.92
U.S. Treasury TIPS	148,077.56					148,077.56
U.S. Government Agency Obligations		15,360,884.24				15,360,884.24
Corporate Obligations		22,812,625.37	3,787,678.55			26,600,303.92
Corporate Asset and Mortgage-Backed Securities		9,942,632.57				9,942,632.57
Equity (Domestic)	46,606,020.23					46,606,020.23
International Obligations (Govt and Corp)		9,639,101.10	161,614.96			9,800,716.06
International Equity	24,569,610.03					24,569,610.03
Fixed Income Money Market and Bond Mutual Funds	3,761,270.47				34,679,358.20	38,440,628.67
Other Commingled Funds - Fixed Income	2,237,821.65				83,590,444.84	85,828,266.49
Other Commingled Funds (TexPool)				185,507,003.17		185,507,003.17
International Other Commingled Funds - Equity	27,539,391.19		12,146,758.10			39,686,149.29
Miscellaneous		609,536.91			65,693,603.08	66,303,139.99
Cash in State Treasury					12,842,135.56	12,842,135.56
<b>Total Investments</b>	<b>\$119,807,472.88</b>	<b>\$ 58,364,780.19</b>	<b>\$ 16,096,051.61</b>	<b>\$185,507,003.17</b>	<b>\$196,805,541.68</b>	<b>\$576,580,849.53</b>

**UNAUDITED**

**TEXAS WOMAN'S UNIVERSITY SYSTEM**

Note 3: Deposits, Investments & Repurchase Agreements

**Investments**

As of August 31, 2025, the fair value of investments managed by the Texas A&M University System were:

	<b>Level 1 Inputs</b>	<b>Level 2 Inputs</b>	<b>Level 3 Inputs</b>	<b>NAV</b>	<b>Total</b>
U.S. Treasury Securities	\$ 14,701,368.83	\$ -	\$ -	\$ -	\$ 14,701,368.83
U.S. Treasury Strips	243,912.92				243,912.92
U.S. Treasury TIPS	148,077.56				148,077.56
U.S. Government Agency Obligations		15,360,884.24			15,360,884.24
Corporate Obligations		22,812,625.37	3,787,678.55		26,600,303.92
Corporate Asset and Mortgage-Backed Securities		9,942,632.57			9,942,632.57
Equity (Domestic)	46,606,020.23				46,606,020.23
International Obligations (Govt and Corp)		9,639,101.10	161,614.96		9,800,716.06
International Equity	24,569,610.03				24,569,610.03
Fixed Income Money Market and Bond Mutual Funds	3,761,270.47				3,761,270.47
Other Commingled Funds - Fixed Income	2,237,821.65				2,237,821.65
International Other Commingled Funds - Equity	27,539,391.19		12,146,758.10		39,686,149.29
Hedge Funds - Domestic				38,444,260.27	38,444,260.27
Hedge Funds - International				22,198,094.81	22,198,094.81
Limited Partnerships - Private Equity				1,491,104.91	1,491,104.91
Limited Partnerships - International Private Equity				1,192,246.11	1,192,246.11
Limited Partnerships - Real Estate				610,578.88	610,578.88
Limited Partnerships - International Real Estate				312,808.40	312,808.40
Limited Partnerships - Natural Resources				967,049.66	967,049.66
Limited Partnerships - International Natural Resources				477,460.04	477,460.04
Political Subdivisions		609,536.91			609,536.91
<b>Total Investments</b>	<b>\$ 119,807,472.88</b>	<b>\$ 58,364,780.19</b>	<b>\$ 16,096,051.61</b>	<b>\$ 65,693,603.08</b>	<b>\$ 259,961,907.76</b>

*\*Table provided by the Texas A&M University System.*

## UNAUDITED

### TEXAS WOMAN'S UNIVERSITY SYSTEM

#### Note 3: Deposits, Investments & Repurchase Agreements

##### Investments

As of August 31, 2025, the investment type and valuation for the investments managed by the Texas A&M University System were:

Foreign Currency Presented as Cash	\$ 8,569.87
Cash	151,102.32
Receivables	
Interest/Dividends Receivable	841,630.12
Foreign Currency Fluctuations - Receivable	3,085.20
FFX Contract Receivable	3,292.50
Pending Sale	130,563.97
Payables	
Payable for Manager Fees	(97,758.91)
Other Payable - Miscellaneous	(59,788.03)
Foreign Currency Fluctuations - Payable	(0.06)
FFX Contract Payable	(3,292.50)
Pending Purchase	(316,789.73)
Other Payables	(1,336.72)
Rounding Due to Allocation	(15.06)
<b>Total Cash and Accruals</b>	<u>\$ 659,262.97</u>
Investments (Detailed above by Investment Type)	<u>259,961,907.76</u>
<b>Net Asset Value</b>	<u><u>\$ 260,621,170.73</u></u>

*\*Table provided by the Texas A&M University System.*

## UNAUDITED

### TEXAS WOMAN'S UNIVERSITY SYSTEM

#### Note 3: Deposits, Investments & Repurchase Agreements

##### Investments Reported at Net Asset Value

The table below reflects the notification and liquidity parameters applicable to the Texas A&M University System Cash Concentration Pool (CCP) and System Endowment Fund (SEF). Texas Woman's University System has elected to invest in both the CCP and the SEF. By agreement, TWU System may withdraw funds from the Cash Concentration Pool on the first day of each month with notice of at least one day. In the event of full liquidation, TWU System may withdraw 33% with 30-day notice, 50% of remaining assets with 60-day notice and 100% of the remaining assets with 90-day notice. All withdrawals are effective on the first day of the following month. Investments in the System Endowment Fund are not subject to withdrawal except in the event of termination of the agreement and full liquidation. The liquidation schedule for the System Endowment Fund is 33% of the assets with notice of 90 days from the end of the current fiscal quarter, 50% of the remaining assets at the end of the second quarter after notice and 100% of the remaining asset at the end of the third quarter after notice.

Investments Reported at Net Asset Value	Fair Value	Frequency Range - Low	Frequency Range - High	Notice Period Range - Low	Notice Period Range - High	Unfunded Commitment
Hedge Funds (Domestic)	38,444,260.27	Quarterly	Semi-Annually	65 days	1.75 years	-
Hedge Funds (International)	22,198,094.81	Quarterly	Semi-Annually	65 days	1.75 years	-
Limited Partnerships - Private Equity	1,491,104.91	N/A	N/A	N/A	N/A	984,588.00
Limited Partnerships - International Private Equity	1,192,246.11	N/A	N/A	N/A	N/A	988,001.00
Limited Partnerships - Real Estate	610,578.88	N/A	N/A	N/A	N/A	276,075.00
Limited Partnerships - International Real Estate	312,808.40	N/A	N/A	N/A	N/A	65,718.00
Limited Partnerships - Natural Resources	967,049.66	N/A	N/A	N/A	N/A	858,513.00
Limited Partnerships - International Natural Resources	477,460.04	N/A	N/A	N/A	N/A	168,281.00
<b>Total</b>	<b>\$ 65,693,603.08</b>					<b>\$ 3,341,176.00</b>

*\*Table provided by the Texas A&M University System.*

## UNAUDITED

### TEXAS WOMAN'S UNIVERSITY SYSTEM

#### Note 3: Deposits, Investments & Repurchase Agreements

##### Credit Risk

Credit risk is the risk that an issuer or other counterparty to an investment will not fulfill its obligations. As of August 31, 2025, Texas Woman's University System's credit quality distribution for securities with credit risk exposure was as follows:

Fund Type	GAAP Fund	Investment Type	AAA	AA	A	BBB
05	9999	U.S. Government Agency Obligations	\$	\$14,974,436.65	\$ -	\$ 305,658.71
05	9999	Corporate Obligations	92,356.69	114,813.40	3,960,890.13	13,325,167.24
05	9999	Corporate Asset and Mortgage-Backed Securities	4,810,319.08	1,213,575.50	729,830.38	853,874.76
05	9999	International Obligations	163,814.89	74,094.88	1,308,754.69	6,120,209.67
05	9999	Fixed Income Money Market and Bond Mutual Fund	3,761,270.47	-	-	-
05	9999	Other Commingled Funds - Fixed Income	-	-	-	-
05	9999	Miscellaneous (municipals and CDs)	128,462.55	163,163.02	217,304.50	
<b>05</b>	<b>9999</b>	<b>Total</b>	<b>\$ 8,956,223.68</b>	<b>\$ 16,540,083.45</b>	<b>\$ 6,216,779.70</b>	<b>\$ 20,604,910.38</b>

Fund Type	GAAP Fund	Investment Type	BB	B	CCC	Unrated
05	9999	U.S. Government Agency Obligations	\$	\$	\$ -	\$ 80,788.88
05	9999	Corporate Obligations	5,690,019.36	3,269,226.94	39,298.69	108,531.47
05	9999	Corporate Asset and Mortgage-Backed Securities	122,004.20	-	-	2,213,028.65
05	9999	International Obligations	1,356,405.60	288,684.14	-	488,752.19
05	9999	Fixed Income Money Market and Bond Mutual Fund	-	-	-	-
05	9999	Other Commingled Funds - Fixed Income	-	-	-	2,237,821.65
05	9999	Miscellaneous (municipals and CDs)				100,606.84
<b>05</b>	<b>9999</b>	<b>Total</b>	<b>\$ 7,168,429.16</b>	<b>\$ 3,557,911.08</b>	<b>\$ 39,298.69</b>	<b>\$ 5,229,529.68</b>

\*Table provided by the Texas A&M University System.

##### Custodial Credit Risk

Custodial credit risk for investments is the risk that, in the event of the failure of the counterparty, Texas Woman's University System will not be able to recover the value of its investments or collateral securities that are in the possession of an outside party. TWU System's investment policy limits holding of securities by counterparties to those involved with securities lending.

As of August 31, 2025, TWU System did not have investments that are exposed to custodial credit risk.

**UNAUDITED**

**TEXAS WOMAN’S UNIVERSITY SYSTEM**

Note 3: Deposits, Investments & Repurchase Agreements

**Foreign Currency Risk**

Foreign currency risk is a financial risk that exists when a financial transaction is denominated in a currency other than that of the base currency of the company.

As of August 31, 2025, Texas Woman’s University System investments were exposed to foreign currency risks as follows:

<b>Investments Exposed to Foreign Currency Risk</b>									
<b>Fund Type</b>	<b>GAAP Fund</b>	<b>Foreign Currency</b>	<b>International Obligation (Govt and Corp and MF)</b>	<b>International Equity</b>	<b>Equity Commingled Funds - International</b>	<b>International Hudge Funds</b>	<b>International Other Private Equity</b>	<b>International Energy, Natural Resources</b>	<b>International Other Real Estate Funds</b>
05	9999	U.S. Dollar Denominated Foreign Securities	\$ 9,800,716.06	\$ 10,202,900.16	\$ 39,686,149.29	\$ 22,198,094.81	\$ 1,042,891.57	\$ 477,460.04	\$ 312,808.40
05	9999	Brazil Real		282,199.04					
05	9999	British Pound Sterling		1,950,445.73			118,403.38		
05	9999	Euro Currency Unit		7,025,435.61			30,951.16		
05	9999	Indonesian Rupiah		140,354.23					
05	9999	Japanese Yen		2,323,627.59					
05	9999	Mexican Peso		484,238.72					
05	9999	Norwegian Krone		136,963.39					
05	9999	South African Rand		93,429.65					
05	9999	South Korean Won		565,044.81					
05	9999	Swedish Krona		288,369.74					
05	9999	Swiss Franc		1,076,601.36					
		<b>Total</b>	<b>\$9,800,716.06</b>	<b>\$24,569,610.03</b>	<b>\$39,686,149.29</b>	<b>\$22,198,094.81</b>	<b>\$ 1,192,246.11</b>	<b>\$ 477,460.04</b>	<b>\$ 312,808.40</b>

*\*Tables provided by the Texas A&M University System.*

## UNAUDITED

### TEXAS WOMAN'S UNIVERSITY SYSTEM

#### Note 3: Deposits, Investments & Repurchase Agreements

##### Interest Rate Risk

Interest rate risk is the risk that an investment's value will change due to a change in the level of interest rates. As of August 31, 2025, Texas Woman's University System's investments were exposed to interest rate risks as follows:

Investments Exposed to Interest Rate Risk		
Investment Types	Effective Duration	Fair Value
U.S. Treasury Securities	8.605	\$ 14,701,368.83
U.S. Treasury Strip	27.775	243,912.92
U.S. Treasury TIPS	20.575	148,077.56
U.S. Government Agency Obligations	5.409	15,360,884.24
Corporate Obligations	3.427	26,600,303.92
Corporate Asset and Mortgage-Backed Securities	2.579	9,942,632.57
International Obligations	4.078	9,800,716.06
Other Commingled Funds - Fixed Income	6.090	2,237,821.65
Miscellaneous		
Political Subdivision	5.272	609,536.91
<b>Total Fair Value</b>		<b>\$ 79,645,254.66</b>

##### Derivative Investing

Texas Woman's University System invests funds in The Texas A&M University System's (A&M System) investment pools. During fiscal year 2025, the A&M System entered into forward currency contracts for the purpose of hedging international currency risk on its non-U.S. dollar denominated investment securities. When entering into a forward currency contract, the A&M System agrees to receive or deliver a fixed quantity of foreign currency for an agreed-upon price on a certain future date. These contracts are valued daily and the A&M System's net equity in the contracts, representing unrealized gain or loss on the contracts, as measured by the differences between the forward foreign exchange rates at the dates of entry into the contracts and the forward rates at the reporting date is recognized on the Statement of Revenues, Expenses, and Changes in Net Position as investment income or loss. The unrealized gain on open foreign currency exchange contracts is reported as an investment derivative and the unrealized loss is included with trade payables. The foreign currency forwards are traded over the counter and categorized as Level 2 of the fair value hierarchy.

As of August 31, 2025, the A&M System did not hold any open foreign currency contract derivatives.

The A&M System has also invested in Treasury futures. The instruments are used only for the purpose of managing interest rate risk in the fixed income portfolios.

As of August 31, 2025, there were no open Treasury futures.

**UNAUDITED**

**TEXAS WOMAN'S UNIVERSITY SYSTEM**

Note 4: Short-Term Debt

Texas Woman's University System has no short-term-debt.

**UNAUDITED**

**TEXAS WOMAN’S UNIVERSITY SYSTEM**

Note 5: Long-Term Liabilities

**Changes in Long-Term Liabilities**

During the year ended August 31, 2025, the following changes occurred in liabilities.

	Balance 9/1/2024	Additions	Reductions	Other Changes	Balance 8/31/2025	Amounts Due Within One Year	Amounts Due Thereafter
Revenue Bonds Payable	\$238,191,917.10		\$13,410,000.00	\$2,424,698.80	\$222,357,218.30	\$16,268,933.95	\$206,088,284.35
Direct Placement Bonds	15,035,000.00		3,655,000.00		11,380,000.00	3,725,000.00	7,655,000.00
Compensable Leave	5,592,528.88	3,274,906.33	3,394,197.36		5,473,237.85	3,274,906.33	2,198,331.52
Sick Leave		123,479.58			123,479.58	123,479.58	
Net Pension Liability	48,440,962.00		6,578,147.00		41,862,815.00		41,862,815.00
OPEB Obligation Liability	94,475,073.00	20,182,840.00	17,598,603.00		97,059,310.00	4,571,906.00	92,487,404.00
<b>Totals</b>	<b>\$401,735,480.98</b>	<b>\$23,581,225.91</b>	<b>\$44,635,947.36</b>	<b>\$2,424,698.80</b>	<b>\$378,256,060.73</b>	<b>\$27,964,225.86</b>	<b>\$350,291,834.87</b>

**Employees’ Compensable Leave**

A State employee is entitled to be paid for all unused vacation time accrued, in the event of the employee’s resignation, dismissal, or separation from State employment, provided the employee has had continuous employment with the State for six months.

Full-time State employees earn annual leave from eight to twenty-one hours per month depending on the respective employees’ years of State employment. The State’s policy is that an employee may carry accrued leave forward from one fiscal year to another fiscal year with a maximum number of hours up to 532 for those employees with 35 or more years of State service. Employees with at least six months of State service, who terminate their employment, are entitled to payment for all accumulated annual leave up to the maximum allowed. Texas Woman's University System recognizes the accrued liability for unpaid annual leave. For the year ended August 31, 2025, the accrued liability totaled \$5,596,717.43.

Texas Woman's University System made lump sum payments totaling \$505,489.16 for accrued vacation (and/or compensatory time) to employees who separated from State service during fiscal year ending August 31, 2025.

**Employees’ Sick Leave**

Employees accrue sick leave from the first day of employment through the last day of duty (the last day the employee actually worked). A full-time employee accrues eight hours of sick leave on the first day of each month worked. There is no limitation on the amount to be carried forward into the next fiscal year. Once state employment is terminated, the employee is not entitled to payment for any sick leave accrued.

## UNAUDITED

### TEXAS WOMAN'S UNIVERSITY SYSTEM

#### Note 5: Long-Term Liabilities

According to GASB 101, agencies are required to accrue for sick leave that has accumulated and is likely to be used, even though the employee will never be eligible for a termination payment related to unused sick leave. For financial accounting and reporting purposes, sick leave taken first comes out of hours earned in the current fiscal year, Last-In First-Out (LIFO) flows assumption, with calculations made at fiscal year-end.

## UNAUDITED

### TEXAS WOMAN'S UNIVERSITY SYSTEM

#### Note 6: Bonded Indebtedness

##### **Bonds Payable**

Detailed supplemental bond information is disclosed in Schedule 2-A Miscellaneous Bond Information, Schedule 2-B Changes in Bonded Indebtedness, Schedule 2-C Summary of Debt Service Requirements, and Schedule 2-D Analysis of Funds Available for Debt Service.

General information related to revenue bonds outstanding as of August 31, 2025, is summarized below:

##### **Revenue Financing System Refunding Bonds, Series 2014**

To provide funds for the purpose of refunding certain outstanding obligations of the Board (Series 2004) to realize a net present value debt service savings and to pay certain costs of issuing of the bonds.

- Issued 04/15/14
- \$12,370,000; all bonds have been issued.
- Source of revenue for debt service – Pledged revenues.

##### **Revenue Financing System Bonds, Series 2016**

To provide funds for the purpose of acquiring, purchasing, constructing, improving, renovating, enlarging or equipping property, buildings, structures, facilities, roads or related infrastructure for TWU System, specifically, without limitation, to pay costs of constructing and equipping a parking garage on the Denton campus and to pay certain costs of issuing the bonds.

- Issued 08/23/16
- \$19,160,000; all bonds have been issued.
- Source of revenue for debt service – Pledged revenues.

##### **Revenue Financing System Bonds, Series 2017 A&B**

To provide funds for the purpose of acquiring, purchasing, constructing, improving, renovating, enlarging or equipping property, buildings, structures, facilities, roads or related infrastructure for TWU System, specifically, without limitation, to pay costs of constructing and equipping a new student union and science/technology building on the Denton campus and to pay certain costs of issuing the bonds.

- Issued 05/25/17
- \$83,155,000; all bonds have been issued.
- Source of revenue for debt service – Pledged revenues including a General Revenue Appropriation.

## UNAUDITED

### TEXAS WOMAN'S UNIVERSITY SYSTEM

#### Note 6: Bonded Indebtedness

##### **Revenue Financing System Bonds, Series 2018**

To provide funds for the purpose of acquiring, purchasing, constructing, improving, renovating, enlarging or equipping property, buildings, structures, facilities, roads or related infrastructure for TWU System, specifically, without limitation, to pay costs of constructing and equipping a new science/technology building on the Denton campus and to pay certain costs of issuing the bonds.

- Issued 04/15/18
- \$12,375,000; all bonds have been issued.
- Source of revenue for debt service – Pledged revenues.

##### **Revenue Financing System Refunding Bonds, Forward Delivery Series 2018**

To provide funds for the purpose of refunding certain outstanding obligations of the Board (Series 2008 and Series 2009) to realize a net present value debt service savings and to pay certain costs of issuing the bonds.

- Issued 06/01/18
- \$25,625,000; all bonds have been issued.
- Source of revenue for debt service – Pledged revenues including a General Revenue Appropriation.

##### **Revenue Financing System Refunding Bonds, Series 2019**

To provide funds for the purpose of refunding certain outstanding obligations of the Board (Series 2009A) to realize a net present value debt service savings and to pay certain costs of issuing the bonds.

- Issued 07/09/19
- \$7,885,000; all bonds have been issued.
- Source of revenue for debt service – Pledged revenues.

##### **Revenue Financing System Bonds, Series 2021A**

To provide funds for the purpose of acquiring, purchasing, constructing, improving, renovating, enlarging or equipping property, buildings, structures, facilities, roads or related infrastructure for TWU System, specifically, without limitation, to pay costs of improvements to the steam utility line serving dormitories and other classroom buildings on the Denton campus, to renovate and improve the dental hygiene classroom building on the Denton campus and to pay certain costs of issuing the bonds.

- Issued 04/14/21
- \$15,135,000; all bonds have been issued.
- Source of revenue for debt service – Pledged revenues.

## UNAUDITED

### TEXAS WOMAN'S UNIVERSITY SYSTEM

#### Note 6: Bonded Indebtedness

##### **Revenue Financing System Bonds, Series 2021B**

To provide funds for the purpose of acquiring, purchasing, constructing, improving, renovating, enlarging or equipping property, buildings, structures, facilities, roads or related infrastructure for TWU System, specifically, without limitation, to pay costs of video boards, Quakertown memorial and trails on the Denton campus and to pay certain costs of issuing the bonds.

- Issued 09/01/21
- \$7,000,000; all bonds have been issued.
- Source of revenue for debt service – Pledged revenues.

##### **Revenue Financing System Bonds, Series 2022**

To provide funds for the purpose of acquiring, purchasing, constructing, improving, renovating, enlarging or equipping property, buildings, structures, facilities, roads or related infrastructure for TWU System, specifically, without limitation, to pay costs of repairs and improvements to Brackenridge Hall on the Denton campus and to pay certain costs of issuing the bonds.

- Issued 04/05/22
- \$36,700,000; all bonds have been issued.
- Source of revenue for debt service – Pledged revenues.

##### **Revenue Financing System Bonds, Series 2022A**

To provide funds for the purpose of acquiring, purchasing, constructing, improving, renovating, enlarging or equipping property, buildings, structures, facilities, roads or related infrastructure for TWU System, specifically, without limitation, to pay costs of constructing and equipping a new Health Sciences Center on the Denton campus and to pay certain costs of issuing the bonds.

- Issued 10/06/22
- \$93,200,000; all bonds have been issued.
- Source of revenue for debt service – Pledged revenues including a Capital Construction Assistance Program (CCAP) appropriation

**UNAUDITED**

**TEXAS WOMAN'S UNIVERSITY SYSTEM**

Note 6: Bonded Indebtedness

**Revenue Pledged for Debt Service**

**Pledged Future Revenues**

Pledged Revenue Required for Future Principal and Interest on Existing Revenue Bonds	\$ 317,426,658.62
Term of Commitment Year Ending 08/31	2042
Percentage of Revenue Pledged	100%
Current Year Pledged Revenue	\$ 466,580,561.44
Current Year Principal and Interest Paid	\$ 27,755,904.22

## UNAUDITED

### TEXAS WOMAN'S UNIVERSITY SYSTEM

#### Note 7: Derivative Disclosures

Texas Woman's University System invests funds in The Texas A&M University System's (A&M System) investment pools. The A&M System Investment Policy allows investment in certain derivative securities. A derivative security is a financial instrument which derives its value from another security, currency, commodity or index. Investment derivatives are used to manage transactions, interest rate, or currency exchange risk in purchasing, selling or holding investments.

At the fiscal year-end the A&M System did not have any exchange traded future contracts.

#### **Investment Derivatives**

Investment derivatives expose the A&M System to certain investment-related risks. More details about investment derivatives is disclosed in Note 3.

#### **Hedging Derivatives**

The A&M System did not enter into hedging derivatives in fiscal year 2025.

**UNAUDITED**

**TEXAS WOMAN'S UNIVERSITY SYSTEM**

Note 8: Leases

**Financing Leases**

Texas Woman's University System has no long-term leases with net present values exceeding the State Comptroller's materiality threshold of \$100,000 at the unit value.

## UNAUDITED

### TEXAS WOMAN'S UNIVERSITY SYSTEM

#### Note 9: Defined Benefit Pension Plans and Defined Contribution Plan

##### Teacher Retirement System Plan

Teacher Retirement System is the administrator of the TRS Plan; a cost-sharing, multiple-employer defined benefit pension plan with a special funding situation.

The employers of the TRS Plan include the State of Texas, TRS, the State's public schools, education service centers, charter schools, and community and junior colleges. All employees of public, State-supported education institutions in Texas who are employed for one-half or more of the standard workload and not exempted from membership under Texas Government Code, Title 8, Section 822.002 are covered by the system. Employees of TRS and State of Texas colleges, universities and medical schools are members of the TRS Plan.

Detailed information about the TRS Plan's fiduciary net position is available in a separately issued ACFR that includes financial statements and required supplementary information, located at [www.trs.texas.gov](http://www.trs.texas.gov) and then searching for financial and actuarial highlights.

##### *Benefits Provided*

The TRS Plan provides retirement, disability annuities and death and survivor benefits. The benefit and contribution provisions of the TRS Plan are authorized by state law and may be amended by the Legislature. The pension benefit formulas are based on members' average annual compensation and years of service credit. The standard annuity is 2.3 percent of the average of the five highest annual salaries multiplied by years of service credit. For grandfathered members who were hired on or before August 31, 2005, and meet certain criteria, the standard annuity is based on the average of the three highest annual salaries. The plan does not provide automatic cost of living adjustments (COLAs).

State law requires the plan to be actuarially sound in order for the legislature to consider a benefit enhancement, such as a supplemental payment to retirees. The pension became actuarially sound in May 2019 when the 86<sup>th</sup> Texas legislature approved the TRS Pension Reform Bill (SB12) that provided gradual contribution increases from the state, participating employers, and active employees for the fiscal years 2019 through 2024. In addition, the 2023 Texas Legislature passed Senate Bill (SB) 10 and House Joint Resolution (HJR) 2 to provide eligible retirees with a one-time stipend and an ad hoc COLA.

The stipend was paid in September 2023 to annuitants who met the qualifying age requirement on or before August 31, 2023:

- One-time stipend of \$7,500 to eligible annuitants 75 years of age or older
- One-time stipend of \$2,400 to eligible annuitants age 70 to 74

The COLA, which needed (and received) voter approval, was applied to eligible annuitant payments beginning with the January 2024 payment. The COLA was based on retirement date:

- 2% COLA for eligible retirees who retired between September 1, 2013 through August 31, 2020
- 4% COLA for eligible retirees who retired between September 1, 2001 through August 31, 2013
- 6% COLA for eligible retirees who retired on or before August 31, 2001

**UNAUDITED**

**TEXAS WOMAN’S UNIVERSITY SYSTEM**

Note 9: Defined Benefit Pension Plans and Defined Contribution Plan

Otherwise, there have been no changes to the benefit provisions of the plan since the prior measurement date.

*Contributions*

Contribution requirements are established or amended pursuant to Article 16, Section 67 of the Texas Constitution, which requires the Legislature to establish a member contribution rate of not less than 6.00% of the member’s annual compensation and a state contribution rate of not less than 6.00% and not more than 10.00% of the aggregate annual compensation paid to members of the System during the year. TGC Section 821.006 prohibits benefit improvements, if as a result of the particular action, the time required to amortize TRS’ unfunded actuarial liabilities would be increased to a period that exceeds 31 years, or, if the amortization period already exceeds 31 years, the period would be increased by such action.

During the measurement period of 2024 for fiscal 2025 reporting, the amount of Texas Woman's University System contributions recognized by the plan was \$3,862,077. The contribution rates are based on a percentage of the monthly gross compensation for each member. The contribution requirements for the State and the members in the measurement period are presented in the table below:

**Required Contribution Rates  
Teacher Retirement System of Texas Plan**

<b>Contributor</b>	<u>Rate</u>
Employer	8.25%
Employees	8.25%

The total pension liability is determined by an annual actuarial valuation. The table below presents the actuarial methods and assumptions used to measure the total pension liability as of the August 31, 2023 measurement date.

**Actuarial Methods and Assumptions\***

	<u>TRS Plan</u>
Actuarial Valuation Date	August 31, 2023 rolled forward to August 31, 2024
Actuarial Cost Method	Individual Entry Age Normal
Amortization Method	Level Percentage of Payroll, Floating
Asset Valuation Method	Fair Value
Actuarial Assumptions:	
Discount Rate	7.00%

**UNAUDITED**

**TEXAS WOMAN’S UNIVERSITY SYSTEM**

Note 9: Defined Benefit Pension Plans and Defined Contribution Plan

Long-term Expected Rate of Return	7.00%
Municipal Bond Rate	3.87% **
Inflation	2.30%
Salary Increase	2.95% to 8.95% including inflation
Mortality Active	PUB(2010) Mortality Tables for Teachers, below median, with full generational mortality.
Post-Retirement	2021 TRS Healthy Pensioner Mortality Tables with full generation projection using Scale U-MP.
Ad Hoc Post-Employment Benefit Changes	None

\*\* Source for the rate is the Bond Buyers 20 Index, which represents the estimated yield of a portfolio of 20 general obligation bonds maturing in 20 years based on a survey of municipal bond traders. The rate used is as of August 30, 2024, the rate closest to but not later than the Measurement Date.

*Roll Forward*

The actuarial valuation was performed as of August 31, 2023. Update procedures were used to roll forward the total pension liability to August 31, 2024.

The actuarial assumptions used in the determination of the total pension liability were primarily based on the result of an actuarial experience study for the four-year period ending August 31, 2021, and adopted in July 2022.

*Changes of Assumptions Since the Prior Measurement Date*

The actuarial assumptions and methods are the same as used in the determination of the prior year’s Net Pension Liability.

*Changes in Benefit Provisions Since the Prior Measurement Date*

Due to the timing of the previously mentioned one-time stipend and ad hoc COLA, the legislation and payments were not reflected in the August 31, 2023, actuarial valuation. Under the roll forward method, an adjustment was made to reflect the legislation in the rolled forward liabilities for the current measurement year, August 31, 2024. SB 10 and House Joint Resolution 2 (HJR 2) of the 88th Regular Legislative Session appropriated payments of \$1.645 billion for one-time stipends and \$3.355 billion for COLAs. This appropriation is treated as a supplemental contribution and included in other additions. Since the Legislature appropriated funds for this one-time stipend and COLA, there was no impact on the Net Pension Liability of TRS.

## UNAUDITED

### TEXAS WOMAN’S UNIVERSITY SYSTEM

#### Note 9: Defined Benefit Pension Plans and Defined Contribution Plan

##### *Discount Rate*

The discount rate of 7.00% was applied to measure the total pension liability. The discount rate was based on the expected rate of return on pension plan investments of 7.00%. The projected cash flows into and out of the pension plan assumed that active members, employers, and non-employer contributing entity make their contributions at the statutorily required rates. It is assumed that future employer and state contributions will be 9.54% of payroll in fiscal year 2025 and thereafter. This includes a factor for all employer and state contributions for active and rehired retirees. Based on these assumptions, the pension plan’s fiduciary net position and future contributions were sufficient to finance the benefit payments of current plan members. As a result, the long-term expected rate of return on pension plan investments was applied to all projected benefit payments to determine the total pension liability.

The long-term expected rate of return on plan investments was developed using a building-block method in which best estimate ranges of expected future real rates of return (net of pension plan investment expense and inflation) are developed for each major asset class. These ranges are combined to produce the long-term expected rate of return by weighing the expected future real rates of return by the target asset allocation percentage and by adding expected inflation.

The target allocation and best estimates of geometric real rates of return for each major asset class for the plan’s investment portfolio are presented below:

Asset Class	Target Allocation <sup>2</sup>	Long-Term Expected Arithmetic Real Rate of Return <sup>3</sup>
<b>Global Equity</b>		
USA	18.0%	4.4%
Non-U.S. Developed	13.0%	4.2%
Emerging Markets	9.0%	5.2%
Private Equity	14.0%	6.7%
<b>Stable Value</b>		
Government Bonds	16.0%	1.9%
Absolute Return <sup>1</sup>		4.0%
Stable Value Hedge Funds	5.0%	3.0%
<b>Real Return</b>		
Real Estate	15.0%	6.6%
Energy and Natural Resources and Infrastructure	6.0%	5.6%
Commodities		2.5%
<b>Risk Parity</b>		
Risk Parity	8.0%	4.0%
<b>Asset Allocation Leverage</b>		
Cash	2.0%	1.0%
Asset Allocation Leverage	(6.0) %	1.3%
<b>Total</b>	<b>100%</b>	
<b>Notes:</b>		
<sup>1</sup> Absolute Return includes Credit Sensitive Investments.		
<sup>2</sup> Target allocations are based on fiscal year 2024 policy model.		
<sup>3</sup> Capital Market assumptions come from 2024 SAA Study CAM Survey (as of 12/31/2023)		

**UNAUDITED**

**TEXAS WOMAN’S UNIVERSITY SYSTEM**

Note 9: Defined Benefit Pension Plans and Defined Contribution Plan

*Sensitivity of Sample Agency's Proportionate Share of the Net Pension Liability to the Single Discount Rate Assumption*

Sensitivity analysis was performed on the impact of changes in the discount rate on the proportionate share of Texas Woman's University System net pension liability. The result of the analysis is presented in the table below:

<b>Sensitivity of Texas Woman's University System Proportionate Share of the Net Pension Liability to Changes in the Discount Rate</b>		
<b>1% Decrease (6.00%)</b>	<b>Current Discount Rate (7.00%)</b>	<b>1% Increase (8.00%)</b>
\$ 66,865,522	\$ 41,862,815	\$ 21,146,294

*Pension Liabilities*

The pension plan’s fiduciary net position is determined using economic resources measurement focus and accrual basis of accounting, which is the same basis used by TRS. Benefits and refunds of contributions are recognized when due and payable in accordance with the terms of the plan. Investments are reported at fair value. Fair value is a market-based measurement, not an entity-specific measurement. TRS utilizes one or more of the following valuation techniques in order to measure fair value: the market approach, the cost approach, and the income approach. More detailed information on the plan’s investment policy, assets, and fiduciary net position, may be obtained from TRS’ fiscal 2024 ACFR.

At August 31, 2025, Texas Woman’s University System reported a liability of \$41,862,815 for its proportionate share of the collective net pension liability. The collective net pension liability was measured as of August 31, 2024, and the total pension liability used to calculate the net pension liability was determined by an actuarial valuation as of that date. Texas Woman’s University System proportion at August 31, 2025 was 0.068532994 percent which was a decrease from the 0.0705207658 percent measured at the prior measurement date. Texas Woman’s University System proportion of the collective net pension liability was based on its contributions to the pension plan relative to the contributions of all the employers and non-employer contributing entity to the plan for the period September 1, 2023 through August 31, 2024.

*Pension Expense, Deferred Outflows of Resources and Deferred Inflows of Resources*

For the year ending August 31, 2025, Texas Woman’s University System recognized pension expense of \$5,001,747. At August 31, 2025, Texas Woman’s University System reported deferred outflows of resources and deferred inflows of resources related to pensions from the following sources:

**UNAUDITED**

**TEXAS WOMAN’S UNIVERSITY SYSTEM**

Note 9: Defined Benefit Pension Plans and Defined Contribution Plan

	<b>Deferred Outflows of Resources</b>	<b>Deferred Inflows of Resources</b>
Contributions subsequent to the measurement date	\$0	\$0
Difference between expected and actual experience	2,307,421	326,844
Changes of assumptions	2,161,467	289,779
Change in proportion and contribution difference	478,297	2,366,636
Net difference between projected and actual investment return	10,051,565	9,797,096
Total	<b>\$ 14,998,750</b>	<b>\$12,780,355</b>

The \$14,998,750 reported as deferred outflows of resources resulting from contributions subsequent to the measurement date will be recognized as a reduction in the net pension liability for the year ending August 31, 2026.

Amounts reported as deferred outflows and inflows of resources related to pensions will be recognized in pension expense in the following years:

Year ended August 31:

2026	\$ (697,655)
2027	\$3,884,597
2028	\$179,479
2029	\$(1,170,529)
2030	\$22,503
Thereafter	\$0

**Optional Retirement Program**

The State has also established an optional retirement program (ORP) for institutions for higher education. For eligible individuals, participation in the ORP is elective in lieu of participation in the TRS. The ORP provides for the purchase of mutual fund and annuity contracts. The contributory percentages on salaries for participants entering the program prior to September 1995 are 8.5% and 6.6% by the State and each participant, respectively. The State’s contribution is comprised of 6.6% from the ORP’s appropriation and 1.9% from other funding sources. The 6.6% contribution is mandatory with the 1.9% State contribution being at the discretion of the board. Texas Woman's University System Board of Regents has approved the additional contributions for employees of TWU System. The contributory percentages on salaries for participants entering the program after August 31, 1995 are 6.6% and 6.65% by the State and each participant, respectively. Since these are individual contracts, the State has no additional or unfunded liability for this program.

**UNAUDITED**

**TEXAS WOMAN'S UNIVERSITY SYSTEM**

Note 9: Defined Benefit Pension Plans and Defined Contribution Plan

The contributions made by plan members and employers for the fiscal year ended August 31, 2025 are:

<b>Type</b>	<b>Amount</b>
Member Contributions	\$ 1,396,848.00
Employer Contributions	1,357,777.00
<b>Total</b>	<b>\$ 2,754,625.00</b>

## UNAUDITED

### TEXAS WOMAN'S UNIVERSITY SYSTEM

#### Note 10: Deferred Compensation

The State of Texas Offers a deferred compensation plan to all benefits eligible State employees. The plan is in accordance with the Internal Revenue Code Section 457 and permits employees to defer a portion of their salary until future years. The deferred compensation funds are not available to employees until distribution due to termination, retirement, death, age of 59½, or an unforeseeable emergency.

All amounts of compensation deferred under the plan, all property rights purchases with those amounts and all income attributable to those amounts, property or rights, are held in trust by the Employees Retirement System (ERS) Board of Trustees for the exclusive benefit of participants and their beneficiaries and may not be used for, or diverted to, any other expense, except to defray the reasonable expenses of administering the plan.

The Board of Trustees is not liable to participating employees for the diminution in value or loss of all or part of the participating employees' deferred amounts or investment income because of market conditions or the failure, insolvency, or bankruptcy of a qualified vendor.

**UNAUDITED**

**TEXAS WOMAN'S UNIVERSITY SYSTEM**

Note 12: Interfund Activity and Transactions

Texas Woman's University System experienced routine transfers with other State agencies that were consistent with the activities of the fund making the transfer. Repayment of interfund balances will occur within one year from the date of the financial statement.

The detailed State Grant Pass Through information is listed on Schedule 1B – Schedule of State Grant Pass Through From/To State Agencies.

Individual balances and activity at August 31, 2025, follows:

<b>GENERAL (01)</b>	<b>Legislative Transfer In</b>	<b>Legislative Transfer Out</b>
Appd Fund 0001, D23 Fund 0001	\$1,177,957.00	-
(Agency 902, D23 Fund 0001)	-	-
<b>Total Legislative Transfers</b>	<b>\$ 1,177,957.00</b>	-

<b>PROPRIETARY (02)</b>	<b>Due From Other Agencies</b>	<b>Due To Other Agencies</b>	<b>Source</b>
Appd Fund 0001, D23 Fund 0001			
(Agency 781, D23 Fund 0001)		\$ 2,334,267.10	State P-T
Appd Fund 0325, D23 Fund 0325			
(Agency 781, D23 Fund 0325)			Federal P-T
Appd Fund 9999, D23 Fund 7999			
(Agency 320, D23 Fund 5026)	\$ 39,357.34		Federal P-T
(Agency 730, D23 Fund 7999)	\$1,410.68		Federal P-T
(Agency 744, D23 Fund 7999)	\$6,596.24		Federal P-T
(Agency 752, D23 Fund 7999)	\$53,279.78		Federal P-T
(Agency 714, D23 Fund 7999)	\$4,169.95		Federal P-T
(Agency 781, D23 Fund 0001)		\$701,706.96	State P-T
(Agency 781, D23 Fund 0001)	\$204,218.57		State P-T
<b>Total Due From/To Other Agencies</b>	<b>\$ 309,032.56</b>	<b>\$3,035,974.06</b>	

<b>PROPRIETARY (02)</b>	<b>Transfers In</b>	<b>Transfers Out</b>	<b>Purpose</b>
Appd Fund 0210, D23 Fund 0210			
(Agency 902, D23 Fund 0210)	\$ 118,057.00		Intrafund Transfer
Appd Fund 0253, D23 Fund 0253			
(Agency 781, D23 Fund 0001)		\$32,688.21	Intrafund Transfer
<b>Total Transfers</b>	<b>\$ 118,057.00</b>	<b>\$ 32,688.21</b>	

**UNAUDITED**

**TEXAS WOMAN'S UNIVERSITY SYSTEM**

Note 14: Adjustments to Fund Balances and Net Position

**Business Type Activities:**

	<u><b>Total</b></u>
Net Position at September 1, 2024 as Previously Reported	\$ 549,633,457.20
Restatements	<u>(442,699.36)</u>
<b>Net Position at September 1, 2024 as Restated</b>	<b><u><u>\$ 549,190,757.84</u></u></b>

**Fiduciary Funds:**

	<u><b>Total</b></u>
Net Position Beginning September 1, 2024	\$ 4,232,743.99
Restatements	<u></u>
<b>Net Position Beginning September 1, 2024 as Restated</b>	<b><u><u>\$ 4,232,743.99</u></u></b>

## UNAUDITED

### TEXAS WOMAN'S UNIVERSITY SYSTEM

#### Note 15: Contingencies and Commitments

As of August 31, 2025, there were no material pending lawsuits or claims involving Texas Woman's University System. Any claims incurred but not asserted against TWU System cannot be reasonably estimated at this time, and any such liability, to the extent not provided for by insurance or otherwise, is not likely to have a material effect on TWU System.

As a component of TWU System, Texas Woman's University has received several grants for specific purposes that are subject to review and audit by the grantor agencies. Such audits could lead to request for reimbursements to grantor agencies for expenditures disallowed under the terms of the grant. Based on prior experience, management believes such disallowances, if any, will be immaterial.

Texas Woman's University System has no investment commitments.

**UNAUDITED**

**TEXAS WOMAN'S UNIVERSITY SYSTEM**

Note 16: Subsequent Events

**Bond Debt Financing**

Texas Woman's University System plans to issue \$85,000,000 in new Revenue Financing System Bonds and \$16,285,000 in Refunding Bonds on April 23, 2026, as presented in the table below.

<b>Bond Issuance</b>	<b>Series</b>	<b>Amount</b>	<b>Date of Issuance</b>	<b>Purpose</b>
Revenue Financing System Revenue Bonds	Series 2026	\$85,000,000	4/23/26	To finance the construction of the Business Building and Athletic Complex on the Denton campus
Refunding Bonds	Series 2026	\$16,285,000	4/23/26	The refinance of Series 2014 and Series 2016 Outstanding Revenue Debt

## UNAUDITED

### TEXAS WOMAN'S UNIVERSITY SYSTEM

#### Note 17: Risk Management

The State of Texas utilizes an allocation program that funds both workers' compensation benefits and risk management costs through annual assessments which participating agencies pay to the State Office of Risk Management (SORM). Workers' compensation coverage for employees outside of Texas is purchased from Accident Fund through Arthur J. Gallagher.

The Texas Woman's University System (TWU System) is required, by certain bond covenants, to carry fire and extended coverage along with boiler insurance on buildings financed through the issuance of bonds using pledged Auxiliary Enterprise or other non-educational and general funds. This insurance protects the bondholders from a disruption to the revenue stream that is being utilized to make the bond interest and principal payments. This coverage is also purchased for buildings that are not financed with bonds. TWU System participates in the State Property Insurance Program through SORM. The total limit of liability for property insurance is \$500,000,000 and was brokered through Arthur J. Gallagher.

Texas Woman's University System carries a commercial general liability policy through United Educators Insurance which provides insurance protection to pay for third-party bodily injury or property damages. This policy also provides coverage for liabilities arising from personal injury and advertising injury. The general total limit of coverage is \$900,000 (after \$100,000 self-insured retention) for each occurrence and \$3,600,000 general aggregate which provides coverage for claims which TWU System is liable under the Texas Tort Claims Act.

TWU System has chosen to carry liability insurance on its licensed vehicles and utility carts, and collision and comprehensive coverage for some of its higher value and higher risk vehicles, in the amount of \$1,000,000 combined single limit (where Tort Act limits do not apply) with \$250,000 per person/\$500,000 per accident in bodily injury coverage and \$100,000 for property coverage. This coverage is provided by American Southern Insurance Company. TWU System has the same coverage for non-owned vehicles.

A medical professional liability policy is carried to cover medical professionals working for TWU System, specifically employees of the Student Health Services Clinic, the Counseling & Family Therapy Clinic, the Dental Hygiene Clinic, the Speech, Language, and Hearing Clinic, the Counseling & Psychological Services Center, the Stroke Center, the Institute for Women's Health, and the Kinesiology department labs. This policy is insured by Columbia Casualty Company and has a \$1,000,000 limit for each occurrence and a \$3,000,000 aggregate limit. TWU System also has a separate policy covering Student Blanket Professional Liability with the same limits from Columbia Casualty.

TWU System purchases a combined directors and officers legal liability and employment practices liability insurance from United Educators Insurance through SORM, with an aggregate limit of liability of \$5,000,000.

## UNAUDITED

### TEXAS WOMAN'S UNIVERSITY SYSTEM

#### Note 17: Risk Management

Texas Woman's University System carries crime coverage through Travelers Casualty and Surety Company of America. Limits include, but are not limited to:

- \$1,000,000 - Employee Theft
- \$1,000,000 - Forgery and Alteration
- \$1,000,000 - Computer Fraud
- \$1,000,000 - Funds Transfer Fraud

TWU System also maintains cyber insurance from Homeland Insurance Company of New York/Resilience with a \$5,000,000 aggregate limit.

There were no significant reductions in insurance coverage in the past year and losses did not exceed funding arrangements during the past three years. A total of \$6,416.44 in claims, or expenses, were reported on the financial statements for the fiscal year ended August 31, 2025.

Changes in the balances of the agency's claims liabilities during fiscal 2024 and 2025 were:

<b>Fiscal Year</b>	<b>Beginning Balance</b>	<b>Increases</b>	<b>Decreases</b>	<b>Ending Balance</b>
2025	\$0	\$6,416.44	(\$6,416.44)	\$0
2024	\$0	\$12,975.00	(\$12,975.00)	\$0

**UNAUDITED**

**TEXAS WOMAN'S UNIVERSITY SYSTEM**

Note 18: Management's Discussion and Analysis

This note is not used. Texas Woman's University System Management's Discussion and Analysis is included as a separate section of the report.

## UNAUDITED

### TEXAS WOMAN'S UNIVERSITY SYSTEM

#### Note 19: The Financial Reporting Entity

TWU System is composed of Texas Woman's University System and Texas Woman's University - an academic institution. TWU System is governed by a nine-member Board of Regents at least four of whom shall be women, appointed by the Governor with the consent of the Texas State Senate. The members hold office for staggered terms of six years, with the terms of three members expiring February 1 of odd-numbered years. The Governor also appoints a tenth non-voting student regent for a one-year term.

TWU System is an Enterprise Fund reported in the State of Texas' Annual Comprehensive Financial Report as a Proprietary Fund Type. Texas Woman's University System is considered a component unit of the State of Texas, and its financial information is included in the audited Annual Financial Report of the State of Texas. TWU System's financial statements are not independently audited.

**UNAUDITED**

**TEXAS WOMAN’S UNIVERSITY SYSTEM**

Note 22: Donor Restricted Endowments

Texas Woman's University System is subject to the Uniform Prudent Management of Institutional Funds Act (UPMIFA), Property Code Chapter 163. UPMIFA allows TWU System to distribute net appreciation on donor restricted endowment investments to the extent prudent. This includes cumulative realized and unrealized appreciation in the fair market value of the endowment assets in excess of historical dollar value of the gifts.

Texas Woman's University System has contracted with the Texas A&M University System to manage TWU System’s endowment funds. Per Section 51.0031 of the Texas Education Code, universities can choose to invest endowment funds with a qualifying institution to be invested and distributed in accordance with the qualifying institution’s investment policy.

The net appreciation (cumulative and unexpended) on donor-restricted endowments available for authorization of expenditure by Texas Woman’s University System for the fiscal year ended August 31, 2025, is as follows:

<b><i>Donor- Restricted Endowments</i></b>	<b>Amounts of Net Appreciation*</b>	<b>Reported in Net Assets</b>
<i>True Endowments</i>	\$5,874,736.34	Restricted for Other
<i>Term Endowments</i>	\$0.00	None

*\*There was a positive fair value adjustment totaling \$193,390.26 for fiscal year 2025.*

***Changes from Prior Year Balances***

<b><i>Endowment Funds</i></b>	<b>Increase / (Decrease)</b>	<b>Reason for Change</b>
<b><i>Expendable Balances</i></b>		
<i>True Endowments</i>	\$193,390.26	Fair value increase in portfolio
<i>Term Endowments</i>	\$0.00	None
<b><i>Non-Expendable Balances</i></b>		
<i>True Endowments</i>	\$66,649.25	Donor gifts and bequests
<i>Term Endowments</i>	\$0.00	None

**UNAUDITED**

**TEXAS WOMAN'S UNIVERSITY SYSTEM**

Note 24: Disaggregation of Receivable and Payable Balances

Net other receivables at 08/31/25, are detailed by type as follows:

<b>Net Other Receivables Current</b>	<b>Amount</b>
Receivables related to gifts, grants and sponsored programs	\$ 6,451,149.40
Receivable from state for items paid locally	<u>7,800,304.89</u>
Total Net Other Receivables – Current	14,251,454.29

<b>Net Other Receivables Non-Current</b>	<b>Amount</b>
Receivables related to public-private partnership asset	<u>\$ 59,781,118.24</u>
Total Net Other Receivables – Non-Current	59,781,118.24
Total Net Other Receivables	<u><u><b>\$ 74,032,572.53</b></u></u>

Net other payables at 08/31/25, are detailed by type as follows:

<b>Net Other Payables</b>	<b>Amount</b>
Payables related to students	<u>\$ 17,017,579.60</u>
Total Net Other Payables	<u><u><b>\$ 17,017,579.60</b></u></u>

**UNAUDITED**

**TEXAS WOMAN’S UNIVERSITY SYSTEM**

Note 27: Public-Private and Public-Public Partnerships and Availability Payment Arrangements

Texas Woman's University System implemented GASB statement 94, Public-Private and Public-Public Partnerships (PPPs) and Availability Payment Arrangements (APAs), in fiscal year of 2025. The Statement provides uniform guidance for governments to report assets and liabilities related to PPP contracts on a consistent basis and disclose important information about PPP transactions. The objective of this Statement is to better meet the information needs of financial statement users by improving the comparability of financial statements among governments who enter into PPPs and APAs and by enhancing the understandability, reliability, relevance, and consistency of information about PPPs and APAs.

Texas Woman's University System has one PPP arrangement related to student housing. Following a comprehensive review and examination, TWU System has identified one qualifying PPP arrangement in scope for GASB 94. As of August 31, 2025, a general description of the arrangement, including status, term, and duration, is presented in the following table:

**Public-Private and Public-Public Partnerships**

<b>Arrangement Name</b>	<b>Partner Name</b>	<b>Construction Status</b>	<b>Term of Concession</b>	<b>Contract Begin</b>	<b>Contract End</b>
Texas Woman's University Housing Facility	CHF-Collegiate Housing Denton, LLC	Complete	40 Years	2018	2058

Variable payments are a result of the underlying PPP measured not in a fixed rate, but rather variable due to underlying payments derived from profit-sharing arrangements, usage of the underlying PPP asset, or changes in an index or rate. An estimated total of \$1,973,289.00 was recognized as revenue from these variable payments for the year ended August 31, 2025.

Receivables related to the underlying PPP Assets purchased or constructed and placed into service by the operator totaled \$59,781,118.24. The ownership of the underlying assets of the PPP has not yet been transferred to Texas Woman’s University System. Deferred Inflow of Resources corresponding to the Receivable for Transfer of Underlying PPP Asset were \$59,781,118.24 for the year ended August 31, 2025.

PPP amounts reported as of August 31, 2025, are presented in the following table:

**Public-Private and Public-Public Partnership Amounts Recognized in Financial Statements Governmental Activities**

<b>Arrangement Name</b>	<b>Receivable for Installment Payments</b>	<b>Receivable for PPP Assets*</b>	<b>Deferred Inflows of Resources</b>	<b>Variable and Other Payments**</b>
Texas Woman's University Housing Facility	\$ -	\$ 59,781,118.24	\$ 59,781,118.24	\$ 1,973,289.00

\*PPP asset receivable is recorded at the operator’s estimated carrying value of the asset when ownership is transferred.

\*\* Payments not included in the measurement of the receivable for installment payments.

Texas Woman’s University System has no Availability Payment Arrangements to report as of August 31, 2025.

**UNAUDITED**

**TEXAS WOMAN'S UNIVERSITY SYSTEM**

Note 28: Deferred Outflows and Deferred Inflows of Resources

A summary of Texas Woman's University System deferred outflows of resources and deferred inflows of resources as of August 31, 2025 is as follows:

	<u><b>Total</b></u>
<b>Deferred Outflows of Resources</b>	
Unamortized Losses of Refunding of Debt	\$ 123,674.88
Deferred Outflows of Resources Related to Pension	9,063,826.00
Deferred Outflows of Resources Related to OPEB	7,123,582.00
<b>Total Deferred Outflows of Resources</b>	<u><b>\$ 16,311,082.88</b></u>
<b>Deferred Inflows of Resources</b>	
Deferred Inflows of Resources Related to Pension	\$ 2,983,259.00
Deferred Inflows of Resources Related to OPEB	30,840,160.00
Deferred Inflows of Resources Related to PPP	59,781,118.24
<b>Total Deferred Inflows of Resources</b>	<u><b>\$ 93,604,537.24</b></u>



**TEXAS WOMAN'S  
UNIVERSITY SYSTEM**

DENTON | DALLAS | HOUSTON

**TEXAS WOMAN'S UNIVERSITY SYSTEM**  
**SCHEDULE 1A - Schedule of Expenditures of Federal Awards**  
**For the Year Ended August 31, 2025**

UNAUDITED

FEDERAL GRANTOR/ PASS THROUGH GRANTOR/ PROGRAM TITLE	ALN		Pass-Through From		
	Assistance Listing Number	Identifying Number	Agy/ Univ. Number	Agencies Or Univ. Amount	Non-State Entities Amount
<b>Institute of Museum and Library Services</b>					
Pass-Through From:					
Texas State Library and Archives Commission Grants to States (TSLAC)					
IMLL - LIS Tuition Grant	45.310	LS-256483-OLS-24	306	75,000.00	
Total Institute of Museum and Library Services				75,000.00	
<b>U.S. Department of Education</b>					
Direct Programs:					
Reimagining and Improving Student Equity (RISE) in Nursing	84.031S	P031S230041 - 24			
Direct Program:					
Student Support Services Program TRIO Student Support Services STEM	84.042A	P042A200598 - 23			
Direct Program:					
Student Support Services Program TRIO Student Support Services Classic	84.042A	P042A200578 - 23			
Pass-Through From:					
U.S. Department of Education - East Carolina University					
Special Education-Personnel Development to Improve Services and Results for Children with Disabilities	84.325H	H325H190001			39,646.45
Direct Program:					
Project EPIC: Equipping Personnel through Interdisciplinary Collaboration	84.325K	H325K190013			
Direct Programs:					
NEXUS Project: Interdisciplinary Preparation of Adapted Physical Educators and Speech-Language Pathologists to Serve Children with Disabilities who have High-Intensity Needs	84.325K	H325K190104 - 20			
Total U.S. Department of Education				0.00	39,646.45
<b>U.S. Department of Health and Human Services</b>					
Pass-Through From:					
Food and Drug Administration through University of Texas - El Paso					
Mitigating the Spread of Misinformation and Disinformation about COVID-19 Prevention and Treatment Initiative amount Hispanics	93.103	1U01FD007886-01	724		
Direct Program:					
DHHS - NIH Oral Diseases and Disorders Research					
Sex Differences in the Neuroimmune Modulation of Trigeminal Sensory Neurons	93.121	R15DE025970			
Pass-Through From:					
Texas Workforce Commission Governor's Summer Merit Program					
	93.558	2925SMP001	320	69,777.10	
Total U.S. Department of Health and Human Services				69,777.10	
<b>Research and Development (R&amp;D) Cluster</b>					
<b>U.S. Department of Agriculture</b>					
Direct Program:					
National Institute of Food and Agriculture (NIFA) Food and Human Health					
Novel microencapsulation of red wine pomace to modulate gut health in coronary artert disease	10.310	2021-67013-33840			
Direct Program:					
National Institute of Food and Agriculture (NIFA) Food and Human Health					
Novel microencapsulation of red wine pomace to modulate gut health in coronary artery disease	10.310	2024-670118-42465			
Pass-Through From:					
University of North Texas - Head Start to Healthy Lifestyles (HSHL) with SNAP-Ed					
State Administrative Matching Grants for the Supplemental Nutrition Assistance Program (SNAP)	10.561	216TX176Q3903	752	208,058.70	
<b>U.S. Department of Defense</b>					
Pass-Through From:					
Sciperio - DOD Defense Health Agency - A Small Business Technology Transfer					
Organoid Research & Automated Characterization for live Electrophysiology (ORACLE)	12.000	DHA25A-001			33,330.00
Geneva Foundation - Military Medical Research and Development					
Dosing of Overground Robotic Gait Training with Functional Outcomes and Neuroplasticity after Spinal Cord Injury (DOOR SCI)	12.420	HU00012320090			146,523.21
Pass-Through From:					
Baylor Research Institute d/b/a Baylor Scott & White - Military Medical Research and Development					
Dosing of Overground Robotic Gait Training with Functional Outcomes and Neuroplasticity after Spinal Cord Injury (DOOR SCI)	12.420	W81XWH2110922			55,512.63

UNAUDITED

Direct Program Amount	Total PT From & Direct Program	Agy#/ Univ. Number	Pass-Through To		Expenditures Amount	Total PT To & Expenditures
			State Agy. or Univ. Amount	Non-State Entities Amount		
	75,000.00				75,000.00	75,000.00
	75,000.00				75,000.00	75,000.00
440,095.30	440,095.30				440,095.30	440,095.30
242,441.02	242,441.02				242,441.02	242,441.02
272,440.87	272,440.87				272,440.87	272,440.87
	39,646.45				39,646.45	39,646.45
52,049.86	52,049.86				52,049.86	52,049.86
46,244.02	46,244.02				46,244.02	46,244.02
1,053,271.07	1,092,917.52				1,092,917.52	1,092,917.52
86,157.93	86,157.93		3,147.91		83,010.02	86,157.93
135,810.43	135,810.43				135,810.43	135,810.43
	69,777.10				69,777.10	69,777.10
221,968.36	291,745.46		3,147.91	0.00	288,597.55	291,745.46
139,952.70	139,952.70				139,952.70	139,952.70
85,533.05	85,533.05				85,533.05	85,533.05
	208,058.70				208,058.70	208,058.70
	33,330.00				33,330.00	33,330.00
	146,523.21				146,523.21	146,523.21
	55,512.63				55,512.63	55,512.63

TEXAS WOMAN'S UNIVERSITY SYSTEM  
 SCHEDULE 1A - Schedule of Expenditures of Federal Awards continued  
 For the Year Ended August 31, 2025

UNAUDITED

FEDERAL GRANTOR/ PASS THROUGH GRANTOR/ PROGRAM TITLE	ALN		Pass-Through From		
	Assistance Listing Number	Identifying Number	Agy/ Univ. Number	Agencies Or Univ. Amount	Non-State Entities Amount
<b>National Endowment for the Arts</b>					
Direct Program:					
Promotion of the Arts - Grants to Organizations and Individuals					
Support Social and Emotional (SEL) Health in a Juvenile Probation and Post Adjudication Correctional Facility for Teen Girls via Dance Learning as an Intervention	45.024	1911428-33-23			
<b>Institute of Museum Library Services</b>					
Direct Program:					
Laura Bush 21st Century Librarian Program: Librarians for the 21st Century Awareness & Critical Thinking (ACT) Program: How School Librarians Can Teach Children to Detect and Avoid Misinformation	45.310	RE-254914-OLS-23			
Subcontract from Old Dominion University from Institute Of Museum Library Services Embracing the whole SELF: Social Emotional Literacy Factors and culturallysensitive information literacy instruction	45.313	RE-256599-OLS-24			20,202.52
<b>National Aeronautics and Space Administration (NASA)</b>					
Pass-Through From:					
University of North Texas GF70169-1 MUREP Space Technology Artemis Research (M-STAR) Protective Thermal Electrochromic Coatings (ProTECC) for Lunar Exploration	43.008	80NSSC23M0207	752	18,717.41	
Pass-Through From:					
University of North Texas GF70131-1 MUREP Aerospace High-Volume Manufacturing and Supply Chain Management Cooperative Agreement. Resilient Supply Chain Ecosystem for Agile Manufacturing of Unmanned Aircraft Systems	43.008	80NSSC22M0133	752	4,422.17	
<b>National Science Foundation</b>					
Direct Program:					
Launching Early-Career Academic Pathways in the Mathematical and Physical Sciences LEAPS-MS	47.049	2417921			
Direct Program:					
Conference: Research Results by Mathematicians from the Enhancing Diversity in Graduate Education Program	47.049	2429498			
Direct Program:					
Secure and Trustworthy Cyberspace (SaTC) Computer and Information Science and SaTC: EDU: Project HaCKSEE: A Scalable Platform for Remote Hardware Security Education	47.070	2432708			
Pass-Through From:					
Boyce Thompson Institute for Plant Research Research-PGR: functional Genomics of Beneficial Legume-microbe Interactions	47.074	2139351			11,665.86
Direct Program:					
Faculty Early Career Development Program (CAREER) Program Solicitation Deciphering the roles of nodule-specific PLAT domain genes in the nitrogen-fixing symbiosis and host-strain specificity	47.074	2146440			
Direct Program:					
STEM Education & Human Resources (EHR) RESEARCH-PGR: functional Genomics of Beneficial Legume microbe Interactions	47.076	1930042			
Direct Program:					
STEM Education & Human Resources (EHR) CAPACITY BUILDING: TWU-PRIME PartnershipsResearch, Innovation, Mentoring, & Engagement Program	47.076	1953448			
Direct Program:					
STEM Education & Human Resources (EHR) Project SCALE - Scholarships & Co-Curricular Activities Leading to Excellence	47.076	2130361			
Direct Program:					
STEM Education & Human Resources (EHR) NSF Showcase for DUE Projects at the ACM SIGCSE Symposium	47.076	2245139			
Direct Program:					
STEM Education & Human Resources (EHR) Improving Undergraduate STEM Education_Hispanic-Serving Institutions Program HSI Implementation and Evaluation Project: Green Chemistry: Advancing Equity, Relevance, and Environmental Justice	47.076	2345355			

UNAUDITED

Direct Program Amount	Total PT From & Direct Program	Pass-Through To			Expenditures Amount	Total PT To & Expenditures
		Agy#/ Univ. Number	State Agy. or Univ. Amount	Non-State Entities Amount		
1,913.46	1,913.46				1,913.46	1,913.46
115,602.12	115,602.12				115,602.12	115,602.12
	20,202.52				20,202.52	20,202.52
	18,717.41				18,717.41	18,717.41
	4,422.17				4,422.17	4,422.17
78,678.33	78,678.33				78,678.33	78,678.33
16,670.74	16,670.74				16,670.74	16,670.74
2,303.89	2,303.89				2,303.89	2,303.89
	11,665.86				11,665.86	11,665.86
168,254.69	168,254.69				168,254.69	168,254.69
118,284.86	118,284.86				118,284.86	118,284.86
310,220.10	310,220.10				310,220.10	310,220.10
83,799.00	83,799.00				83,799.00	83,799.00
69,758.71	69,758.71				69,758.71	69,758.71
127,992.43	127,992.43				127,992.43	127,992.43

**TEXAS WOMAN'S UNIVERSITY SYSTEM**  
**SCHEDULE 1A - Schedule of Expenditures of Federal Awards** continued  
**For the Year Ended August 31, 2025**

UNAUDITED

FEDERAL GRANTOR/ PASS THROUGH GRANTOR/ PROGRAM TITLE	ALN		Pass-Through From		
	Assistance Listing Number	Identifying Number	Agy/ Univ. Number	Agencies Or Univ. Amount	Non-State Entities Amount
<b>U.S. Department of Education</b>					
Direct Programs:					
Project ACCESS: Accelerating Completion and Career Education in the School of the Sciences	84.031M	P031M220022			
Direct Programs:					
Project HELP (Hispanic Educators Leading the Profession)	84.031S	P031S190054			
Direct Programs:					
Uplifting School-Based Mental Health	84.184X	S184X220175			
Direct Programs:					
Texas Woman's University's McNair Proposal	84.217A	P217A220038 - 23			
Pass-Through From:					
Subcontract from Pacific University Oregon - Toolkit for Enacting Digital Curricula (TEDC)	84.336S	S336S230058			26,727.98
Pass-Through From:					
U.S. Department of Education - University of North Texas at Dallas					
Empowering Teachers, Students, and Communities: High-Stake Strategies for Today's Bilingual/Multicultural Schools (Project TLC)	84.365Z	T365Z220147	773	13,242.00	
<b>U.S. Department of Health and Human Services</b>					
Direct Program:					
DHHS - NH National Institute of Allergy and Infectious Diseases					
Generation and analysis of two strains of C. elegans modeling Myhre Syndrome	93.000	2025-004			
Pass-Through From:					
University of Texas Health Science Center at Houston					
Maternal and Child Health Federal Consolidated Programs	93.110	T73MC22236	744	16,949.21	
Pass-Through From:					
Pass-Through From:					
University of Texas at Arlington					
Development of Tailored, Multilevel Cervical Cancer Interventions for Ethnically Diverse Black Women	93.395	R15CA294297	714	25,386.48	
Pass-Through From:					
University of Wisconsin - Milwaukee, Administration for Community					
ACL National Institute on Disability, Independent Living and Rehabilitation Research	93.433	90DPGE0016			3,050.00
Direct Program:					
DHHS - NIH National Heart, Lung, And Blood Institute - Asthma Self-Management Behaviors and Cognitive Autonomy: Developing an Adolescent Questionnaire	93.838	R15HL165313			
Pass-Through From:					
The Board of Trustees of the University of Alabama					
Arthritis, Musculoskeletal and Skin Diseases Research					
Short-Chain Dehydrogenases in Retinol/Sterol Metabolism	93.846	5R01AR076924-20			500.84
Direct Program:					
DHHS - NIH Evaluating Protein Quality Control in the Toxicity of TDP43 Fragments Associated with ALS and FTD	93.853	R15NS095317			
Direct Program:					
DHHS - NIH SIRPgamma: a novel checkpoint regulator of effector responses from human T-cells	93.855	R15AI169400			
Direct Program:					
Department of Health and Human Services -National Institute of Health					
Biomedical Research and Research Training					
Elucidating the role of MeCP2 in the pathophysiology of obesity	93.859	5SC1GM144190-03			
Pass-Through From:					
University of Houston - HHS -National Institute of Health					
MISC-IPV: A Community Based Intervention for Children Traumatized By Intimate Partner Violence	93.865	R01HD102436	730	26,959.75	
Direct Program:					
Department of Health and Human Services -National Institute of Health					
Child Health and Human Development Extramural Research					
Peer Victimization: Child and Parental Health	93.865	R15HD098561			
Direct Program:					
Department of Health and Human Services -National Institute of Health					
Child Health and Human Development Extramural Research					
Behavioral and Neural Correlates of Post-Stroke Fatigue	93.865	R15HD109737			
Total R&D Cluster Programs				313,735.72	297,513.04

UNAUDITED

Direct Program Amount	Total PT From & Direct Program	Pass-Through To			Expenditures Amount	Total PT To & Expenditures
		Agy/ Univ. Number	State Agy. or Univ. Amount	Non-State Entities Amount		
617,703.31	617,703.31				617,703.31	617,703.31
193,914.88	193,914.88				193,914.88	193,914.88
127,718.42	127,718.42				127,718.42	127,718.42
250,306.70	250,306.70				250,306.70	250,306.70
	26,727.98				26,727.98	26,727.98
	13,242.00				13,242.00	13,242.00
3,252.99	3,252.99				3,252.99	3,252.99
	16,949.21				16,949.21	16,949.21
	25,386.48				25,386.48	25,386.48
	3,050.00				3,050.00	3,050.00
142,622.78	142,622.78				142,622.78	142,622.78
	500.84				500.84	500.84
42,840.50	42,840.50				42,840.50	42,840.50
108,286.38	108,286.38				108,286.38	108,286.38
246,045.74	246,045.74				246,045.74	246,045.74
	26,959.75				26,959.75	26,959.75
(9,782.33)	(9,782.33)				(9,782.33)	(9,782.33)
80,184.90	80,184.90				80,184.90	80,184.90
3,122,058.35	3,733,307.11				3,733,307.11	3,733,307.11

TEXAS WOMAN'S UNIVERSITY SYSTEM  
 SCHEDULE 1A - Schedule of Expenditures of Federal Awards continued  
 For the Year Ended August 31, 2025

UNAUDITED

FEDERAL GRANTOR/ PASS THROUGH GRANTOR/ PROGRAM TITLE	ALN		Pass-Through From		
	Assistance Listing Number	Identifying Number	Agy/ Univ. Number	Agencies Or Univ. Amount	Non-State Entities Amount
<b>Student Financial Assistance Cluster</b>					
<b>U.S. Department of Education</b>					
Direct Programs:					
Federal Supplemental Education Opportunity Grant	84.007	P007A234153			
Administrative Costs Recovered					
Federal Work Study Program	84.033	P033A223153			
Administrative Costs Recovered					
Federal Pell Grant Program - P063P242330 & P063P252330	84.063	P063P252330			
Administrative Costs Recovered	84.063	P063Q242330			
Federal Direct Student Loans					
New Loans Processed - P268K242330, P268K252330, P268K262330	84.268	P268K262330			
Teacher Education Assistance for College and Higher Education Grants (TEACH Grants)	84.379	P379T232330			
<b>U.S. Department of Health and Human Services</b>					
Direct Programs:					
Nursing Faculty Student Loans					
New Loans Processed	93.264	B-BHPNFLP-22			
Nursing Student Loans					
New Loans Processed	93.364	E4CHP27339			
Total Student Financial Assistance Cluster Programs					
<b>TOTAL FEDERAL FINANCIAL ASSISTANCE</b>				<b>458,512.82</b>	<b>337,159.49</b>

UNAUDITED

Direct Program Amount	Total PT From & Direct Program	Pass-Through To			Expenditures Amount	Total PT To & Expenditures
		Agy/ Univ. Number	State Agy. or Univ. Amount	Non-State Entities Amount		
765,173.84	765,173.84				765,173.84	765,173.84
742,652.74	742,652.74				742,652.74	742,652.74
33,209,762.32	33,209,762.32				33,209,762.32	33,209,762.32
27,715.00	27,715.00				27,715.00	27,715.00
102,395,272.00	102,395,272.00				102,395,272.00	102,395,272.00
26,876.00	26,876.00				26,876.00	26,876.00
181,927.10	181,927.10				181,927.10	181,927.10
169,819.00	169,819.00				169,819.00	169,819.00
<u>137,519,198.00</u>	<u>137,519,198.00</u>				<u>137,519,198.00</u>	<u>137,519,198.00</u>
<b><u>141,916,495.78</u></b>	<b><u>142,712,168.09</u></b>		<b><u>3,147.91</u></b>	<b><u>0.00</u></b>	<b><u>142,709,020.18</u></b>	<b><u>142,712,168.09</u></b>

**TEXAS WOMAN'S UNIVERSITY SYSTEM**  
**SCHEDULE 1A - Schedule of Expenditures of Federal Awards**  
**For the Year Ended August 31, 2025**

**Note 1 - Nonmonetary Assistance - N/A**

**Note 2 - Reconciliation:**

Per Statement of Revenues, Expenses and Changes in Net Assets	
Proprietary Funds - Federal Revenue -Operating	\$ 4,700,636.19
Proprietary Funds - Federal Revenue -Non-Operating	34,772,179.90
Proprietary Funds - Federal Pass Through Revenue -Operating	458,512.82
Proprietary Funds - Federal Pass Through Revenue -Non-Operating	0.00
Proprietary Funds - Admin Costs Recovered	0.00
Proprietary Funds - Indirect Costs Recovered	33,821.08
Subtotal Per Statement of Revenue, Expenses and Change in Net Assets	\$ 39,965,149.99
Reconciling Items:	
New Loans Processed:	
Federal Perkins Loan Program	0.00
Federal Direct Student Loans	102,395,272.00
Nursing Faculty Loan Program	181,927.10
Nursing Student Loan Program	169,819.00
Total Pass Through and Expenditures Per Federal Schedule	<u>\$ 142,712,168.09</u>

**Note 3 - Student Loans**

Federal Grantor/ALN Number/ Program Name	Beginning Balance of Outstanding Loans as of 8/31/2024	New Loans Processed	CY Admin Cost Recovered	Total Loans Processed and Admin Cost Recovered	Repayment/ Adjustment Activity	Outstanding Balance of Loans as of 8/31/2025
Department of Education						
Federal Perkins Loan Program 84.038	\$ 828,508.05	\$ 0.00	\$ 0.00	0.00	\$ 67,009.53	\$ 761,498.52
Federal Direct Student Loans 84.268		102,395,272.00	0.00	102,395,272.00		
Total Department of Education	\$ 828,508.05	\$ 102,395,272.00	\$ 0.00	102,395,272.00	\$ 67,009.53	\$ 761,498.52
Department of Health and Human Services						
Nursing Student Loan Program 93.364	\$ 3,018,241.36	\$ 169,819.00	\$ 0.00	169,819.00	\$ (425,077.62)	\$ 3,613,137.98
Nursing Faculty Loan Program 93.264	\$ 0.00	\$ 181,927.10	\$ 0.00	181,927.10	\$ 181,927.10	\$ 0.00
Total Department of Health and Human Services	\$ 3,018,241.36	\$ 351,746.10	\$ 0.00	351,746.10	\$ (243,150.52)	\$ 3,613,137.98

**Note 3b - Federally Funded Loans Processed and Administrative Cost Recovered - N/A**

**Note 5 - Unemployment Insurance Funds - N/A**

**Note 6 - Rebates from the Special Supplemental Food Program for Women, Infants and Children (WIC) - N/A**

**Note 7 - Federal Deferred Revenue - N/A**

**Note 8 - Disaster Grants – Public Assistance (ALN 97.036) - N/A**

**Note 9 - Economic Adjustment Assistance (ALN 11.307) - N/A**

**Note 10 - 10 Percent de Minimis Indirect Cost Rate - N/A**

**Note 11 - Donations from Federal Assistance - N/A**

UNAUDITED

TEXAS WOMAN'S UNIVERSITY SYSTEM

Schedule 1B - Schedule of State Grant Pass Throughs From/To State Agencies  
For the Year Ended August 31, 2025

**Pass Through From:**

Texas State Board of Public Accountancy (Agy #457) 12,000.00

**Pass Through From:**

University of Texas System (Agy #720)  
Joint Admission Medical Program 29,419.42

**Pass Through From:**

Texas State Library and Archives Commission  
Ill Lending Reimbursement 2025 114.00

**Pass Through From:**

Texas Higher Education Coordinating Board (Agy #781)  
Texas Grant Program 8,290,149.00  
Professional Nursing Shortage Reduction Program 130,155.61  
College Work Study Program 101,966.77  
Developmental Education Program 17,142.94  
Autism-Parent Direct Treatment 180,376.93  
Bilingual Education Program 32,000.00  
B.1.10 Transfer Grants 756,756.00  
B.1.10 Leadership Scholars 444,504.00  
Student Success Programs 854.37  
Nursing Scholarships 483,434.00  
Nursing Innovation Grant Programs 205,333.57

Total Pass Through From Other Agencies (Exh. II) 10,684,206.61

Total Pass Through To Other Agencies (Exh. II)

UNAUDITED

TEXAS WOMAN'S UNIVERSITY SYSTEM

Schedule 2A - Miscellaneous Bond Information

For the Year Ended August 31, 2025

Description of Issue	Bonds Issued To Date	Range of Interest Rates	Scheduled Maturities		First Call Date
			First Year	Last Year	
<b>Revenue Bonds - Self Supporting</b>					
Revenue Financing System Refunding Bonds, Series 2014	\$ 12,370,000.00	2.0000% - 5.0000%	2014	2035	7/1/2020
Revenue Financing System Bonds, Series 2016	19,160,000.00	2.0000% - 4.0000%	2016	2036	7/1/2026
Revenue Financing System Bonds, Series 2017A	72,240,000.00	2.0000% - 5.0000%	2017	2037	7/1/2028
Revenue Financing System Bonds, Series 2017B	10,915,000.00	1.3000% - 3.1620%	2018	2037	7/1/2028
Revenue Financing System Bonds, Series 2018	12,375,000.00	2.0000% - 5.0000%	2019	2038	7/1/2028
Revenue Financing System Refunding Bonds, Series 2019	7,885,000.00	3.0000% - 5.0000%	2020	2029	N/A
Revenue Financing System Bonds, Series 2021A	15,135,000.00	3.0000% - 4.0000%	2022	2041	7/1/2031
Revenue Financing System Bonds, Series 2022	36,700,000.00	5.0000% - 5.0000%	2023	2042	7/1/2032
Revenue Financing System Bonds, Series 2022A	93,200,000.00	5.0000% - 5.0000%	2023	2037	7/1/2032
<b>Total Revenue Bonds</b>	<b>\$ 279,980,000.00</b>				
<b>Revenue Bonds - Direct Placements - Self-Supporting</b>					
Revenue Financing System Refunding Bonds, Forward Delivery Series 2018	\$ 25,625,000.00	2.5000% - 2.5000%	2019	2028	N/A
Revenue Financing System Bonds, Series 2021B	7,000,000.00	2.2700% - 2.2700%	2022	2028	N/A
<b>Total Direct Placement Bonds</b>	<b>\$ 32,625,000.00</b>				
<b>Total Revenue Financing System</b>	<b>\$ 312,605,000.00</b>				

UNAUDITED

TEXAS WOMAN'S UNIVERSITY SYSTEM  
 Schedule 2B - Changes in Bonded Indebtedness  
 For the Year Ended August 31, 2025

Description of Issue	Bonds Outstanding 9/1/2024	Bonds Issued	Bonds Matured	Bonds Refunded or Extinguished	Adjustments	Bonds Outstanding 8/31/2025
<b>Revenue Bonds</b>						
Rev Fin Sys Ref Bonds Ser '14	\$ 7,465,000.00		\$ 560,000.00			\$ 6,905,000.00
Rev Fin Sys Bonds Ser '16	13,130,000.00		875,000.00			12,255,000.00
Rev Fin Sys Bonds Ser '17A	47,625,000.00		3,675,000.00			43,950,000.00
Rev Fin Sys Bonds Ser'17B	7,850,000.00		485,000.00			7,365,000.00
Rev Fin Sys Bonds Ser'18	9,650,000.00		520,000.00			9,130,000.00
Rev Fin Sys Ref Bonds Ser '19	4,340,000.00		785,000.00			3,555,000.00
Rev Fin Sys Bonds Ser '21A	13,460,000.00		635,000.00			12,825,000.00
Rev Fin Sys Bonds Ser '22	34,710,000.00		1,235,000.00			33,475,000.00
Rev Fin Sys Bonds Ser '22A	82,225,000.00		4,640,000.00			77,585,000.00
<b>Total Revenue Bonds</b>	<b>\$ 220,455,000.00</b>	<b>\$ -</b>	<b>\$ 13,410,000.00</b>			<b>\$ 207,045,000.00</b>
<b>Direct Placement Bonds</b>						
Rev Fin Sys Ref Bonds Fwd Del Ser'18	\$ 11,035,000.00		\$ 2,655,000.00			\$ 8,380,000.00
Rev Fin Sys Bonds Ser '21B	4,000,000.00		1,000,000.00			3,000,000.00
<b>Total Direct Placement Bonds</b>	<b>\$ 15,035,000.00</b>	<b>\$ -</b>	<b>\$ 3,655,000.00</b>			<b>\$ 11,380,000.00</b>
<b>Total</b>	<b>\$ 235,490,000.00</b>	<b>\$ -</b>	<b>\$ 17,065,000.00</b>			<b>\$ 218,425,000.00</b>

Description of Issue	Unamortized Premium	Unamortized Discount	Net Bonds Outstanding 8/31/2025	Amounts Due Within One Year
<b>Revenue Bonds</b>				
Rev Fin Sys Ref Bonds Ser '14	\$ -		\$ 6,905,000.00	\$ 585,000.00
Rev Fin Sys Bonds Ser '16	467,006.30		12,722,006.30	1,013,751.29
Rev Fin Sys Bonds Ser '17A	2,595,513.69		46,545,513.69	4,415,852.72
Rev Fin Sys Bonds Ser'17B	-		7,365,000.00	500,000.00
Rev Fin Sys Bonds Ser'18	306,357.34		9,436,357.34	600,748.39
Rev Fin Sys Ref Bonds Ser '19	272,233.90		3,827,233.90	932,216.75
Rev Fin Sys Bonds Ser '21A	1,852,818.92		14,677,818.92	865,808.48
Rev Fin Sys Bonds Ser '22	4,708,748.87		38,183,748.87	1,758,624.48
Rev Fin Sys Bonds Ser '22A	5,109,539.28		82,694,539.28	5,596,931.84
<b>Total Revenue Bonds</b>	<b>\$ 15,312,218.30</b>		<b>\$ 222,357,218.30</b>	<b>\$ 16,268,933.95</b>
<b>Direct Placement Bonds</b>				
Rev Fin Sys Ref Bonds Fwd Del Ser'18	\$ -		\$ 8,380,000.00	\$ 2,725,000.00
Rev Fin Sys Bonds Ser '21B	-		3,000,000.00	1,000,000.00
<b>Total Direct Placement Bonds</b>	<b>\$ -</b>		<b>\$ 11,380,000.00</b>	<b>\$ 3,725,000.00</b>
<b>Total</b>	<b>\$ 15,312,218.30</b>		<b>\$ 233,737,218.30</b>	<b>\$ 19,993,933.95</b>

UNAUDITED

TEXAS WOMAN'S UNIVERSITY SYSTEM  
 Schedule 2C - Debt Service Requirements  
 For the Year Ended August 31, 2025

Description of Issue	Year	Principal	Interest	Total
<b>Revenue Bonds</b>				
Revenue Financing System Refunding Bonds, Series 2014				
	2026	\$ 585,000.00	\$ 255,506.26	\$ 840,506.26
	2027	605,000.00	236,493.76	841,493.76
	2028	630,000.00	216,075.00	846,075.00
	2029	650,000.00	194,025.00	844,025.00
	2030	670,000.00	170,462.50	840,462.50
	2031-2035	3,765,000.00	457,175.00	4,222,175.00
		<u>6,905,000.00</u>	<u>1,529,737.52</u>	<u>8,434,737.52</u>
Revenue Financing System Bonds, Series 2016				
	2026	910,000.00	463,900.00	1,373,900.00
	2027	945,000.00	427,500.00	1,372,500.00
	2028	985,000.00	389,700.00	1,374,700.00
	2029	1,025,000.00	350,300.00	1,375,300.00
	2030	1,065,000.00	309,300.00	1,374,300.00
	2031-2035	5,990,000.00	873,300.00	6,863,300.00
	2036	1,335,000.00	40,050.00	1,375,050.00
		<u>12,255,000.00</u>	<u>2,854,050.00</u>	<u>15,109,050.00</u>
Revenue Financing System Bonds, Series 2017A				
	2026	3,860,000.00	2,061,500.00	5,921,500.00
	2027	4,055,000.00	1,868,500.00	5,923,500.00
	2028	4,255,000.00	1,665,750.00	5,920,750.00
	2029	4,470,000.00	1,453,000.00	5,923,000.00
	2030	4,695,000.00	1,229,500.00	5,924,500.00
	2031-2035	17,060,000.00	3,297,550.00	20,357,550.00
	2036-2037	5,555,000.00	420,000.00	5,975,000.00
		<u>43,950,000.00</u>	<u>11,995,800.00</u>	<u>55,945,800.00</u>
Revenue Financing System Bonds, Series 2017B				
	2026	500,000.00	285,381.00	785,381.00
	2027	515,000.00	269,071.00	784,071.00
	2028	535,000.00	251,602.20	786,602.20
	2029	555,000.00	232,866.50	787,866.50
	2030	570,000.00	212,875.40	782,875.40
	2031-2035	3,210,000.00	714,654.30	3,924,654.30
	2036-2037	1,480,000.00	93,110.10	1,573,110.10
		<u>7,365,000.00</u>	<u>2,059,560.50</u>	<u>9,424,560.50</u>
Revenue Financing System Bonds, Series 2018				
	2026	535,000.00	385,656.26	920,656.26
	2027	555,000.00	364,256.26	919,256.26
	2028	580,000.00	336,506.26	916,506.26
	2029	610,000.00	307,506.26	917,506.26
	2030	635,000.00	283,106.26	918,106.26
	2031-2035	3,645,000.00	948,681.30	4,593,681.30
	2036-2038	2,570,000.00	185,143.78	2,755,143.78
		<u>9,130,000.00</u>	<u>2,810,856.38</u>	<u>11,940,856.38</u>

UNAUDITED

TEXAS WOMAN'S UNIVERSITY SYSTEM  
 Schedule 2C - Debt Service Requirements  
 For the Year Ended August 31, 2025

Description of Issue	Year	Principal	Interest	Total
<b>Revenue Bonds</b>				
Revenue Financing System Refunding Bonds, Series 2019				
	2026	\$ 825,000.00	\$ 177,750.00	\$ 1,002,750.00
	2027	865,000.00	136,500.00	1,001,500.00
	2028	910,000.00	93,250.00	1,003,250.00
	2029	955,000.00	47,750.00	1,002,750.00
		<u>3,555,000.00</u>	<u>455,250.00</u>	<u>4,010,250.00</u>
Revenue Financing System Bonds, Series 2021A				
	2026	655,000.00	505,450.00	1,160,450.00
	2027	685,000.00	479,250.00	1,164,250.00
	2028	715,000.00	451,850.00	1,166,850.00
	2029	740,000.00	423,250.00	1,163,250.00
	2030	770,000.00	393,650.00	1,163,650.00
	2031-2035	3,805,000.00	1,511,450.00	5,316,450.00
	2036-2040	4,455,000.00	724,650.00	5,179,650.00
	2041	1,000,000.00	37,250.00	1,037,250.00
		<u>12,825,000.00</u>	<u>4,526,800.00</u>	<u>17,351,800.00</u>
Revenue Financing System Bonds, Series 2022				
	2026	1,295,000.00	1,673,750.00	2,968,750.00
	2027	1,360,000.00	1,609,000.00	2,969,000.00
	2028	1,430,000.00	1,541,000.00	2,971,000.00
	2029	1,500,000.00	1,469,500.00	2,969,500.00
	2030	1,575,000.00	1,394,500.00	2,969,500.00
	2031-2035	9,140,000.00	5,709,250.00	14,849,250.00
	2036-2040	11,655,000.00	3,185,000.00	14,840,000.00
	2041-2042	5,520,000.00	417,250.00	5,937,250.00
		<u>33,475,000.00</u>	<u>16,999,250.00</u>	<u>50,474,250.00</u>
Revenue Financing System Bonds, Series 2022A				
	2026	\$ 4,875,000.00	\$ 3,879,250.00	\$ 8,754,250.00
	2027	5,120,000.00	3,635,500.00	8,755,500.00
	2028	5,375,000.00	3,379,500.00	8,754,500.00
	2029	5,645,000.00	3,110,750.00	8,755,750.00
	2030	5,925,000.00	2,828,500.00	8,753,500.00
	2031-2035	34,370,000.00	9,391,750.00	43,761,750.00
	2036-2037	16,275,000.00	1,230,500.00	17,505,500.00
		<u>77,585,000.00</u>	<u>27,455,750.00</u>	<u>105,040,750.00</u>
<b>Total Debt Service Requirements - Revenue Bonds</b>		<b>\$ 207,045,000.00</b>	<b>\$ 70,687,054.40</b>	<b>\$ 277,732,054.40</b>

UNAUDITED

TEXAS WOMAN'S UNIVERSITY SYSTEM  
 Schedule 2C - Debt Service Requirements  
 For the Year Ended August 31, 2025

Description of Issue	Year	Principal	Interest	Total
<b>Direct Placement Bonds</b>				
Revenue Financing System Refunding Bonds, Forward Delivery Series 2018				
	2026	2,725,000.00	209,500.00	2,934,500.00
	2027	2,790,000.00	141,375.00	2,931,375.00
	2028	2,865,000.00	71,625.00	2,936,625.00
		<u>8,380,000.00</u>	<u>422,500.00</u>	<u>8,802,500.00</u>
Revenue Financing System Bonds, Series 2021B				
	2026	1,000,000.00	68,100.00	1,068,100.00
	2027	1,000,000.00	45,400.00	1,045,400.00
	2028	1,000,000.00	22,700.00	1,022,700.00
		<u>3,000,000.00</u>	<u>136,200.00</u>	<u>3,136,200.00</u>
<b>Total Debt Service Requirements - Direct Placement Bonds</b>		<b>\$ 11,380,000.00</b>	<b>\$ 558,700.00</b>	<b>\$ 11,938,700.00</b>
<b>Total Debt Service Requirements</b>		<b>\$ 218,425,000.00</b>	<b>\$ 71,245,754.40</b>	<b>\$ 289,670,754.40</b>

UNAUDITED

TEXAS WOMAN'S UNIVERSITY SYSTEM  
 Schedule 2D - Analysis of Funds Available for Debt Service  
 For the Year Ended August 31, 2025

Description of Issue	Pledged and Other Sources and Related Expenditures for FY 2025			
	Net Available for Debt Service		Debt Service	
	Total Pledged and Other Sources	Operating Expenses/ Expenditures and Capital Outlay	Principal	Interest
<b>Revenue Bonds</b>				
Series 2014, 2016, 2017A, 2017B, 2018, Fwd-Del 2018, 2019, 2021A, 2021B, 2022 & 2022A Parity Issues	\$ 466,580,561.44	\$ 208,514,287.26	\$ 17,065,000.00	\$ 10,690,904.22
<b>Total</b>	<b>\$ 466,580,561.44</b>	<b>\$ 208,514,287.26</b>	<b>\$ 17,065,000.00</b>	<b>\$ 10,690,904.22</b>

**UNAUDITED**

**TEXAS WOMAN'S UNIVERSITY SYSTEM**  
Schedule 3 - Reconciliation of Cash in State Treasury  
For the Year Ended August 31, 2025

<u>Cash in State Treasury</u>	<u>Unrestricted</u>	<u>Current Year Total</u>
Local Revenue Fund 0253	\$ 12,842,135.56	\$ 12,842,135.56
<b>Total Cash in State Treasury</b>	<b>\$ 12,842,135.56</b>	<b>\$ 12,842,135.56</b>

UNAUDITED

**TEXAS WOMAN'S UNIVERSITY SYSTEM**

Exhibit J-1 - Statement of Fiduciary Net Position

As of August 31, 2025

	Beginning Balance 9/1/2024	Additions	Deductions	Ending Balance 8/31/2025
<b>Agency Fund - Parliament Village P3 Agreement</b>				
<b>ASSETS</b>				
Cash and Cash Equivalents	\$ 4,232,743.99	\$ 7,828,418.90	\$ 7,941,961.73	\$ 4,119,201.16
<b>Total Assets</b>	<b>\$ 4,232,743.99</b>	<b>\$ 7,828,418.90</b>	<b>\$ 7,941,961.73</b>	<b>\$ 4,119,201.16</b>
<b>LIABILITIES</b>				
Funds Held for Others				
<b>Total Liabilities</b>	<b>\$ -</b>	<b>\$ -</b>	<b>\$ -</b>	<b>\$ -</b>
<b>NET POSITION</b>				
Fiduciary, Other Purposes	\$ 4,232,743.99	\$ 7,828,418.90	\$ 7,941,961.73	\$ 4,119,201.16
<b>Total Net Position</b>	<b>\$ 4,232,743.99</b>	<b>\$ 7,828,418.90</b>	<b>\$ 7,941,961.73</b>	<b>\$ 4,119,201.16</b>
 <b>Total Liabilities and Net Position</b>	 <b>\$ 4,232,743.99</b>	 <b>\$ 7,828,418.90</b>	 <b>\$ 7,941,961.73</b>	 <b>\$ 4,119,201.16</b>

UNAUDITED

**TEXAS WOMAN'S UNIVERSITY SYSTEM**

Exhibit J-1 - Statement of Changes in Fiduciary Net Position

For the Year Ended August 31, 2025

	<b>2025</b>
<b>Agency Fund - Parliament Village P3 Agreement</b>	
<b>Additions</b>	
Other Additions	
Other Revenue	\$ 7,828,418.90
<b>Total Other Additions</b>	<b>\$ 7,828,418.90</b>
<b>Total Additions</b>	<b>\$ 7,828,418.90</b>
 <b>Deductions</b>	
Administrative Expenses	\$ 757,352.97
Communications & Utilities	290,854.20
Other Expenses	6,893,754.56
<b>Total Deductions</b>	<b>\$ 7,941,961.73</b>
 <b>CHANGE IN NET POSITION</b>	<b>\$ (113,542.83)</b>
 Net Position, Beginning	\$ 4,232,743.99
Restatements	-
<b>Beginning Net Position, as Restated</b>	<b>\$ 4,232,743.99</b>
 <b>ENDING NET POSITION</b>	<b>\$ 4,119,201.16</b>