



TEXAS WOMAN'S
UNIVERSITY

University Budget Fiscal Year 2024





CERTIFICATE

Agency Name Texas Woman's University

This is to certify that the information contained in the agency operating budget filed with the Legislative Budget Board (LBB) and the Office of the Governor, Budget and Policy Division, is accurate to the best of my knowledge and that the electronic submission to the LBB via the Automated Budget and Evaluation System of Texas (ABEST) and the PDF file submitted via the LBB Document Submission application are identical.

Additionally, should it become likely at any time that unexpended balances will accrue for any account, the LBB and the Office of the Governor will be notified in writing in accordance with House Bill 1, Article IX, Section 7.01, Eighty-eighth Legislature, Regular Session, 2023.

Chief Executive Office or Presiding Judge

Board or Commission Chair

Signature

Signature

Printed Name

Printed Name


Title

Title

Date

Date

Chief Financial Officer


Signature

R. Jason Tomlinson

Printed Name

Vice President for Finance & Administration and CFOO

Title

12/1/2023

Date



December 1, 2023

To Whom It May Concern:

We are pleased to submit the annual budget of Texas Woman's University for the year ending August 31, 2024, in accordance with Senate Bill 1, Article IX, Part 7, Section 7.01 of the 88th Texas Legislative Session.

If you have any questions, please contact Ms. Rana Askins, Associate Vice President for Finance and Budget, at (940) 898-3503.

Respectfully,

A handwritten signature in red ink, appearing to read 'Carine Feyten', with a long horizontal flourish extending to the right.

Carine M. Feyten, Ph.D.
Chancellor and President

OFFICE OF THE CHANCELLOR AND PRESIDENT

P.O. Box 425587 | Denton, TX 76204 | 940 898 3201 | twu.edu

Texas Woman's University (731)

Organizational Data

December 1, 2023

BOARD OF REGENTS

OFFICERS

		Term Expires
Ms. Stacie D. McDavid	Chair/Presiding Officer	2025
Dr. Crystal Wright	Vice Chair/Assistant Presiding Officer	2027

MEMBERS

Mr. Bob Hyde	Irving, TX	2025
Ms. Mary P. Wilson	Austin, TX	2025
Ms. Ellen Amirkhan	Dallas, TX	2027
Ms. Janelle Shepard	Weatherford, TX	2027
Ms. Bernadette C. Coleman	Denton, TX	2029
Ms. Jill Jester	Denton, TX	2029
Ms. Kathleen Wu	Dallas, TX	2029
Ms. Jianna Covarelli (Student Regent)	Povidence Village, TX	2024

Terms for Regents Expire February 1st of stated year, except for the term of the Student Regent, which expires on May 31st

UNIVERSITY FISCAL OFFICERS

Dr. Carine M. Feyten	Chancellor and President
Mr. Jason Tomlinson	Vice President for Finance and Administration & CFOO
Ms. Rana Askins	Associate Vice President for Finance & Budget



BOARD OF REGENTS
TEXAS WOMAN'S UNIVERSITY

CERTIFICATION

This is to certify that at the meeting of the Texas Woman's University Board of Regents held on **August 11, 2023** the following action was taken by the Texas Woman's University Board of Regents:

A motion was made by Regent **Kathleen Wu** to approve the Fiscal Year 2024 Budget. The motion was seconded by Regent **Bernadette Coleman** and was approved by a vote of **8-0-0**.

Signed this 1st day of December, 2023.

A handwritten signature in blue ink that reads "Katherine A. Antwi". The signature is written over a horizontal line.

Katherine A. Antwi
Secretary, Board of Regents
Texas Woman's University System

Introduction

Texas Woman's University ("TWU") is the largest woman-focused public university in the United States and one of the most ethnically diverse. Texas Woman's has a rich and storied tradition of providing women with opportunities for advancement and leadership through higher education and TWU continues to excel at supporting non-traditional and first-generation students. TWU takes great pride in serving the State of Texas through innovative programs focused on the workforce needs of today and tomorrow, data-driven strategic planning, and meeting the needs of a diverse student population.

Texas Woman's is a public doctoral university with its main campus in Denton and two health science centers in Dallas and Houston, TWU serves not only the north central region, but also the entire State of Texas. The T. Boone Pickens Institute of Health Sciences - Dallas Center, located in the Southwestern Medical District, offers academic programs in a variety of health science fields in the DFW region, the fourth largest metroplex in the nation. The TWU Institute of Health Sciences, located in the Texas Medical Center – the world's largest medical center and life sciences campus, provides a rich setting for nursing, physical and speech therapy programs as well as business degree programs with a health science focus.

Texas Woman's has more than 15,500 students on its three campuses and awards 40% of all Texas allied health doctoral degrees from a 4-year public university, 17% of all critically-needed doctoral degrees in nursing, and 80% of TWU teachers are still teaching after graduation compared to the Texas average of 50% of teachers who leave the profession in 5 years or less.

Texas made the U.S. News and World Report "Social Mobility" national list, the Best Master's Nursing Schools in Texas list, and has been designated "Military Friendly" for 11 consecutive years. Eighty-three percent of TWU graduates are employed or enrolled in Texas within one year of graduation, and TWU is #1 in DFW for graduate earnings vs. cost (Dallas Business Journal).

The 88th Texas Legislative session awarded funding to the Texas Woman's University System to be used to continue the process of building the TWU System.

TWU's distinct mission and operational focus will continue to underscore the historic purpose of advancing the quality of the human experience, honoring diverse people and perspectives, and pioneering discovery in areas vital to the well-being of Texans.




TEXAS WOMAN'S UNIVERSITY SYSTEM

ONE MISSION, THREE CAMPUSES

A UNIVERSITY SYSTEM FOR ALL



Houston
1,069 Students
87% Female | 13% Male



Dallas
1,901 Students
91% Female | 9% Male



Denton
12,615 Students
88% Female | 12% Male

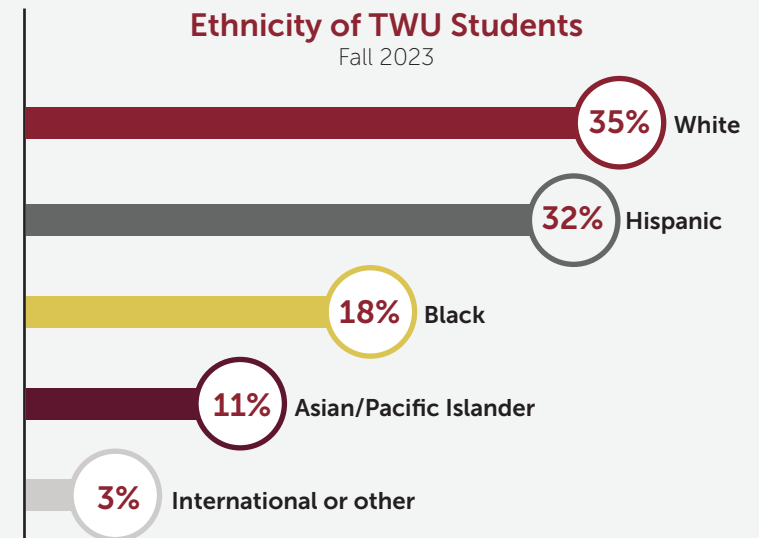
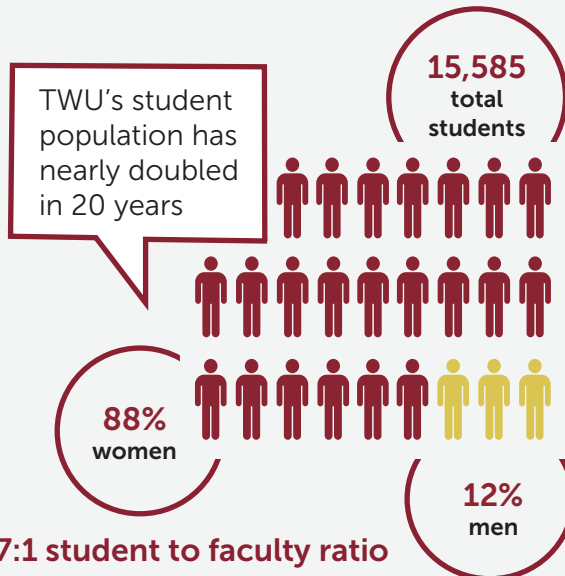
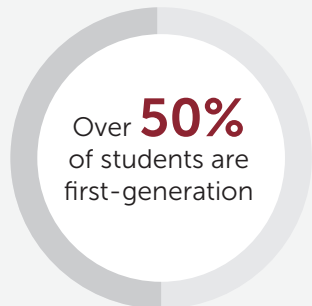
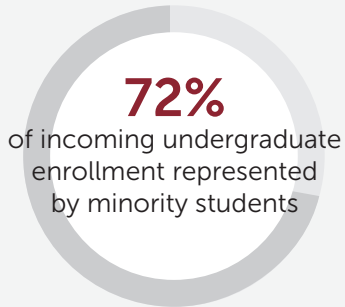
Nation's Largest
Woman-Focused University System

Earned the
Seal of Excelencia
making it a top university for Latino student success

#1 in Texas and #5 in nation for campus ethnic diversity (USNWR)

#1 in Texas for students with children (Intelligent.com)

#7 in the nation for best student experience (The Wall Street Journal)



HIGH RANK & DESIGNATIONS

Undergraduate nursing programs in Texas

(U.S. News & World Report)

Best master's nursing schools in Texas

(U.S. News & World Report)

Best U.S. Colleges

(The Wall Street Journal)

Top performers on social mobility in Texas

(U.S. News & World Report)

No. 2 for economic mobility of all universities in North Texas

(Economic Mobility Index Rank by thirdway.org)

Carnegie-classified doctoral professional university

Military Friendly®

designation 11 consecutive years

Online master's in education programs in Texas

(U.S. News & World Report)

America's Top College 2023

(Forbes)

#2 for highest median first-year earnings for bachelor degree graduates in Texas

MAKING A DIFFERENCE

40%

of all Texas allied health doctoral degrees from
4-year public university (3-year average)

17%

of all critically needed doctoral
degrees in nursing in Texas
(3-year average) are from TWU

80%

of TWU teachers are still teaching 10 years after
graduation. Compared to Texas average of 50% of
teachers who leave profession in 5 years or less.

A LIFELONG VALUE

Most affordable

4-year institution in Texas
(College for all Texans)

#1 in DFW

for graduate earnings vs cost
(Dallas Business Journal)

83%

of graduates employed or enrolled in Texas
within one year of graduation

Annual tuition

and fees for undergraduates is lower than
the Texas university average

\$0 Loan debt

44% of May 2023 graduates
earned a bachelor's degree debt-free

48%

of undergraduate students transferred to TWU
from another college/university, lowering
overall cost of education

Executive Summary

It is the intent of Texas Woman's University (TWU) to utilize resources entrusted to us by our students and the State of Texas in the most efficient, equitable, and effective manner possible. This book details financial planning and budgeting practices including the strategic priorities supported by this budget.

This year's TWU budget reflects our continued commitment to:

- Student diversity and accessibility including our commitment to non-traditional students;
- Maximizing affordability and minimizing student debt, coupled with financial literacy education for our students to help them obtain a degree in a financially responsible manner;
- Meeting Texas health care workforce needs; and
- Overall student success.

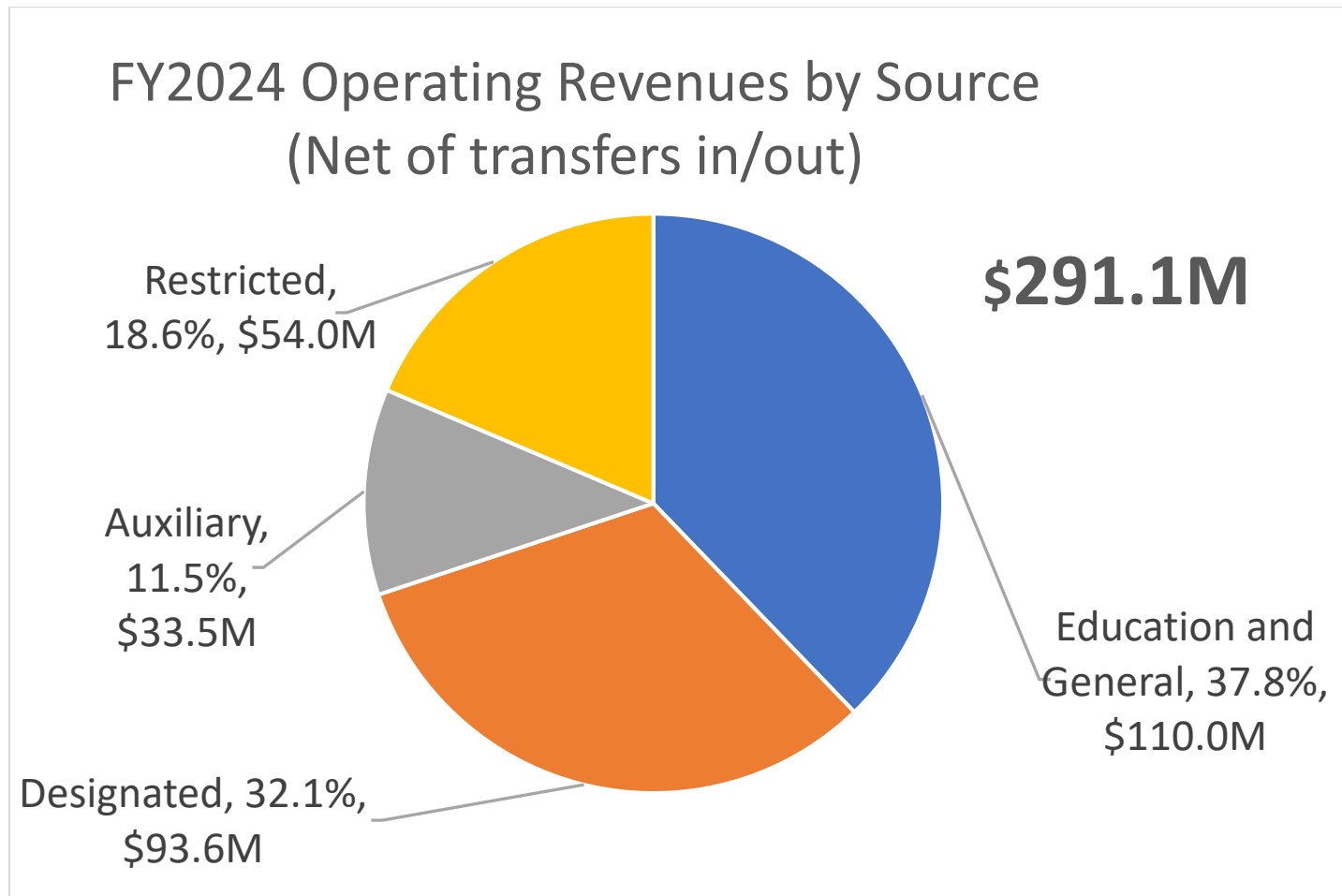
Investments in this budget that will support our continued commitments to our students, faculty, staff, and institution include:

- Promotion and tenure for qualifying faculty;
- Targeted merit-based raises for our high-performing faculty and staff;
- Investment in enrollment growth strategies;
- Investment in Innovative Academic Programs;
- Investment in deferred maintenance and capital renewal; and
- Investment in the construction of a new Health Sciences Center and support for the programs to be housed therein.

Budget development follows the parameters set forth in our institutional strategic plan, our campus master plan, and policy decisions and planning parameters of the Chancellor and President and the Board of Regents. Net tuition and fees, housing, and dining rates included in this budget are based on rate plans approved by the Board of Regents.

Texas Woman's University follows an incremental budget process starting with the prior year Board of Regents approved budget and incorporating changes in funding levels, fixed costs, and expenditures before adding funding for various strategic initiatives.

Revenues



For FY2024, Texas Woman's University has a total operating budget of \$291.1M. TWU expects an increase (5.8%) in current operating revenues primarily driven by increases in state appropriations resulting from the passage of the Affordability Rider in the 88th Texas Legislative Session and an increase in state appropriations for debt service. Designated funding and restricted funding

have slight increases (3.4% and 2.5% respectively), while auxiliary revenues increased 7.3% as a result of increases in University Housing and Food Services.

Education and General (E&G) funding totals \$110.0M (37.8%) of the operating revenue budget for FY2024. These funds include general revenue formula funding, employee benefits paid by the state, higher education funds, and state tuition and fees collected by TWU. The increase in funding is driven by an increase in the state appropriation for CCAP debt service and additional appropriations resulting from the passage of the Affordability Rider. Additional funds will be used to support the TWU Frontiers Program, Nursing Recruitment & Retention, overall retention efforts, as well as, the overall operations of TWU.

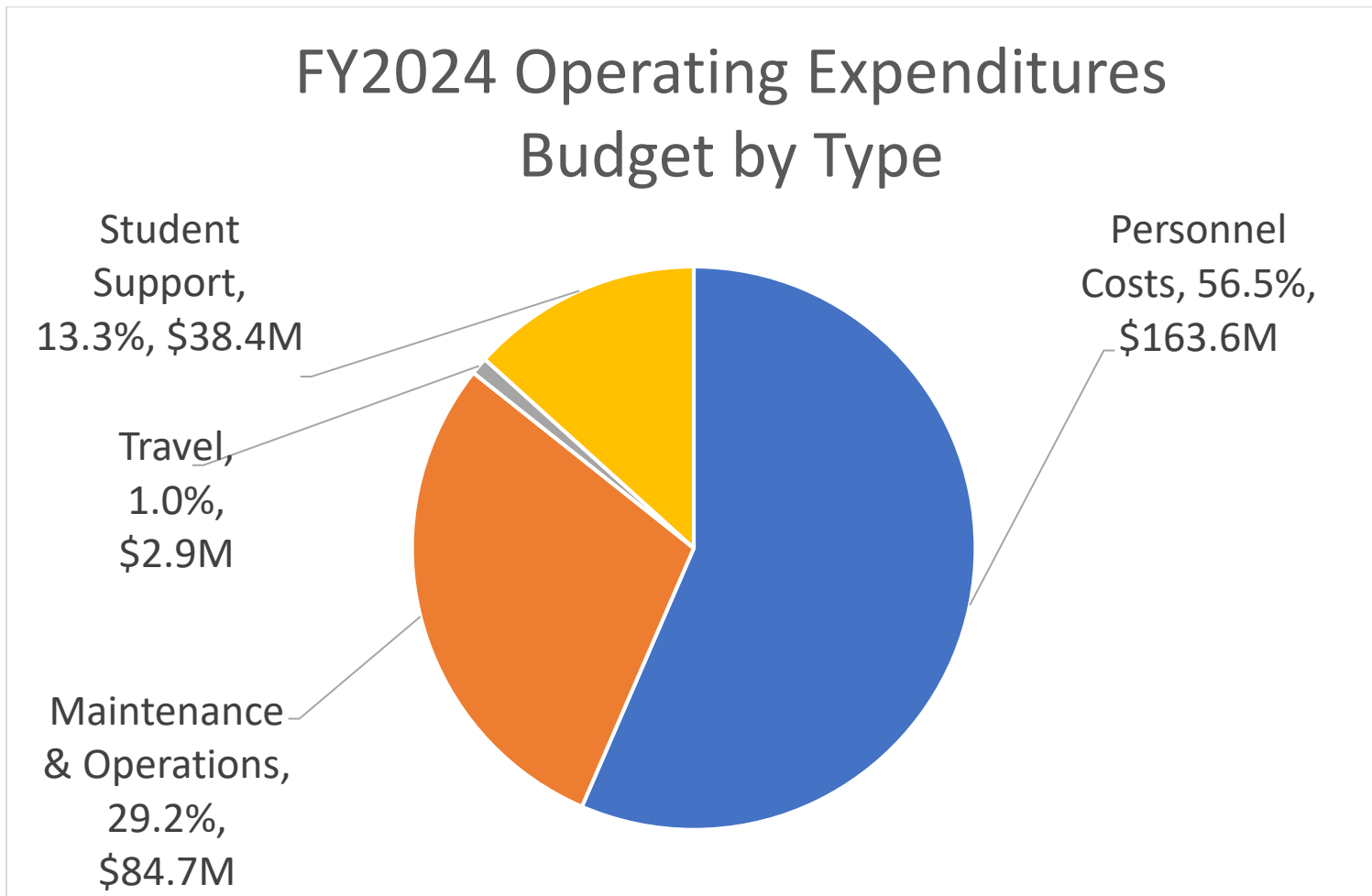
The Designated Funds used to support TWU operating activities have been funded at \$93.6M (32.1%) of the operating revenue budget for FY2024. The designated tuition rate for credit hour was increased from \$184 to \$188 per credit hour. The University Services Fee increased from \$60 to \$66 per credit hour. This fee is assessed to help cover the cost of computer operations, library services, and advising services. Additionally the differential tuition surcharge for Nursing courses increased slightly at the undergraduate, graduate, and doctoral levels. This fee will help to offset the increasing costs of providing a high-quality nursing education to TWU students. The increase in these rates, coupled with a small decline in credit hour production resulted in a small increase in the designated funds budget. TWU budgeted \$3.5M from the designated tuition reserves for FY2024 Debt Service.

The Auxiliary funds total \$33.5M (11.5%) of the operating revenue budget for FY2024, and is used to provide services for students, faculty, and staff. These funds generally charge a fee directly related to the cost of the good or service being provided. This fund's increase (\$2.3M) is a result of increases in university housing and residence life revenues, contract services (meal plans), and miscellaneous revenues. Auxiliary Services agreed to absorb \$200,000 in debt service related to the TWU parking facility beginning in FY2023 and continuing into FY2024.

Restricted funds, for which use is restricted by the donor/grantor, available for operating purposes totals \$54.0M (18.6%) of the operating revenue budget for FY2024. Restricted funds increased \$1.3M over FY2023 primarily resulted from increased scholarship funding available for TWU students.

Total state funding (including HEF) continue to be the predominant funding source for Texas Woman's University.

Expenditures



Texas Woman's University has a total operating expenditure budget of \$289.6M. TWU expects a 5.8% increase in current operating expenditures primarily driven by increases in faculty salaries, employee benefits, and debt service.

Personnel costs continue to be the largest share of operating expenditures, at \$163.6M (56.5%). Both faculty and staff employees will receive a permanent merit increase (estimated at 5%) for a total commitment estimated to be \$3.9M. The TWU share of retirement contributions increased from 8.0% to 8.25% beginning FY2024 creating an increase in employee benefits (\$1.8M). The total increase in personnel costs over FY2023 is \$6.2M.

The second largest share of operating expenditures are maintenance and operational (M&O) costs at \$84.7M (29.2%). M&O cost increases include the ever-increasing fixed costs (utilities, insurance, maintenance, licenses, etc.) and costs associated with strategic investments related to enrollment growth, enrollment retention, and Innovative Academic Programs. For FY2024 TWU resumed the cost for expenditures covered in FY2023 with Higher Education Emergency Relief Fund (HEERF) funding. The implementation of programs related to the TWU Frontiers program, nursing recruitment and retention efforts, and overall retention efforts have been budgeted primarily in this category for FY2024.

The Travel portion of operating expenditures for FY2024 amounts to \$2.9M (1.0%) and supports university business travel. Lastly, Student Support is funded at \$38.4M (13.3%) and contributes scholarships and other program and resources directly benefiting students.

Overall Expectations

Texas Woman's University presents to you a balanced budget fully utilizing all state, designated, and restricted funds, with the expectation of a surplus in Auxiliaries to be placed in reserve for future maintenance and replacement needs.

Table of Contents

Section	Page Number
Fund Definitions	1
Summary Tables	
Education and General Funds	4
Designated Fund	6
Auxiliary Funds	8
All Funds	10
Restricted Funds	11
Departmental Summaries	
Education and General	14
Designated	18
Auxiliary	25

Education and General Funds

Funds comprised of tax receipts in the state treasury (General Revenue) and funds generated locally by Texas Woman's University from students and other sources (Other E&G/General Revenue-Dedicated). Biennially, in the General Appropriations Act (GAA), universities are allocated (appropriated) funds based on legislative decisions and formulas calculated by the Texas Legislative Budget Board. These appropriations include General Revenue funds (e.g., appropriations for personnel costs and HEF appropriations for capital investments) and General Revenue-Dedicated funds (e.g. statutory and Board-authorized tuition, and laboratory fees).

Educational and General (E&G) funds are used to support the University's general educational and institutional operations, including faculty salaries, operating expenses of instructional departments, library operations and acquisitions, general administration, student services, campus security, and physical plant operation, as well as a limited number of non-formula support items. E&G funds may only be expended for purposes as defined by the respective sources of funds.

Higher Education Funds (HEF) - Revenues received from the State of Texas General Revenue Fund for construction and other capital purposes. This constitutional appropriation is provided for acquiring land with or without permanent improvements, constructing and equipping buildings or other permanent improvements, major repair or rehabilitation of building or other permanent improvements and acquisition of capital equipment, library books, and library materials. Construction, improvements, and capital equipment purchases made from HEF funds can only be used for structures used jointly for educational and general activities and for auxiliary enterprises to the extent of their use for educational and general activities.

Designated Funds

Designated Operating funds are unrestricted funds that have been designated to support the operating activities of the institution. The sources of Designated Operating funds include revenues from designated and differential tuitions, program fees, and other student fees. Student fees collected as Designated Operating funds may be statutorily authorized under specific legislation, or may be allowable as mandatory or incidental fees under 54.504 or 55.16(c) of the Texas Education Code (TEC).

Auxiliary Funds

Funds used to provide services for students, faculty, and staff which generally charge a fee directed related to the cost of the good or service being provided (e.g. athletics, residence halls, hospitality and dining services, parking, etc.). No appropriated (E&G funds) can be used to support auxiliary operations.

Restricted Funds

Funds available for current operating purposes, the use of which is restricted by the donor/ grantor to be utilized as stipulated by the funding source (e.g. research grants, scholarships, earnings from endowments, etc.).

Summary Tables

Education and General Funds
Revenues and Transfers In

	Budget	Budget	Year-Over-Year Incr/(Decr)	
	FY2023	FY2024	\$	%
State Appropriations - General Revenue				
Formula Funding	\$ 54,354,856	\$ 62,224,167	\$ 7,869,311	14.5%
Non-Formula Support Items	8,387,843	9,829,549	1,441,706	17.2%
Tuition Revenue Bond - Debt Svc	4,844,125	13,593,400	8,749,275	180.6%
Employee Benefits	14,304,548	16,163,176	1,858,628	13.0%
Higher Education Fund (HEF)	14,554,133	14,554,133	-	0.0%
Total State Appropriations - General Revenue	\$ 96,445,505	\$ 116,364,425	\$ 19,918,920	20.7%
General Revenue - Dedicated				
Statutory Tuition	\$ 25,091,642	\$ 23,244,343	\$ (1,847,299)	-7.4%
Music & Lab Fees	515,015	498,729	(16,286)	-3.2%
Clinic Fees	93,000	104,597	11,597	12.5%
Other	82,500	154,500	72,000	87.3%
Total General Revenue - Dedicated	\$ 25,782,157	\$ 24,002,169	\$ (1,779,988)	-6.9%
Total Education and General Funds	\$ 122,227,662	\$ 140,366,594	\$ 18,138,932	14.8%
Transfers In				
Other	\$ -	\$ -	\$ -	
Total Transfers In	-	-	-	
Planned Use of Fund Balance	\$ -	\$ -	\$ -	
Total Budgeted Education and General Funds	\$ 122,227,662	\$ 140,366,594	\$ 18,138,932	14.8%

Education and General Funds
Expenses and Transfers Out

	Budget FY2023	Budget FY2024	Year-Over-Year Incr/(Decr)	
			\$	%
Personnel Costs				
Faculty Salaries	\$ 48,982,575	\$ 50,206,781	\$ 1,224,206	2.5%
Staff Salaries	22,262,612	23,271,078	1,008,466	4.5%
Wages	406,374	477,332	70,958	17.5%
Employee Benefits	21,392,337	22,291,768	899,431	4.2%
Total Personnel Costs	<u>\$ 93,043,898</u>	<u>\$ 96,246,959</u>	<u>\$ 3,203,061</u>	<u>3.4%</u>
Other Expenses				
Maintenance and Operations	\$ 7,362,987	\$ 13,564,643	\$ 6,201,656	84.2%
Travel	48,000	103,000	55,000	114.6%
Total Other Expenses	<u>\$ 7,410,987</u>	<u>\$ 13,667,643</u>	<u>\$ 6,256,656</u>	<u>84.4%</u>
Total Education and General Operating Expenses	<u>\$ 100,454,885</u>	<u>\$ 109,914,602</u>	<u>\$ 9,459,717</u>	<u>9.4%</u>
Transfers Out				
TPEG (Tx Public Education Grants)	\$ 2,374,519	\$ 2,304,459	\$ (70,060)	-3.0%
HEF: Plant Funds	7,315,551	9,435,933	2,120,382	29.0%
HEF: Debt Service	7,238,582	5,118,200	(2,120,382)	-29.3%
TRB: Debt Service	4,844,125	13,593,400	8,749,275	180.6%
Total Transfers Out	<u>\$ 21,772,777</u>	<u>\$ 30,451,992</u>	<u>\$ 8,679,215</u>	<u>39.9%</u>
Total Budgeted Education and General Expenses	<u>\$ 122,227,662</u>	<u>\$ 140,366,594</u>	<u>\$ 18,138,932</u>	<u>14.8%</u>

Designated Funds Revenues and Transfers In					
	Budget		Year-Over-Year Incr/(Decr)		
	FY2023	FY2024	\$	%	
Tuition and Fees					
Designated Tuition	\$ 61,497,928	\$ 61,254,081	\$ (243,847)	-0.4%	
Designated Tuition - Differential	9,514,229	9,665,949	151,720	1.6%	
Program Fees	5,232,369	5,127,172	(105,197)	-2.0%	
Incidental Fees - Other	11,383,274	11,214,888	(168,386)	-1.5%	
Student ID Fees	701,356	686,057	(15,299)	-2.2%	
University Services Fee	18,449,834	19,886,762	1,436,928	7.8%	
Total Tuition and Fees	<u>\$ 106,778,990</u>	<u>\$ 107,834,909</u>	<u>\$ 1,055,919</u>	<u>1.0%</u>	
Other Designated Revenues					
Miscellaneous Income	\$ 1,764,000	\$ 1,858,700	\$ 94,700	5.4%	
Investment Income	2,597,920	2,597,920	-	0.0%	
Innovative Academic Programs	610,000	610,000	-	0.0%	
Total Other Designated Revenues	<u>\$ 4,971,920</u>	<u>\$ 5,066,620</u>	<u>\$ 94,700</u>	<u>1.9%</u>	
Total Designated Funds	<u>\$ 111,750,910</u>	<u>\$ 112,901,529</u>	<u>\$ 1,150,619</u>	<u>1.0%</u>	
Transfers In					
Operations Support - Auxiliary Services	\$ 1,539,492	\$ 1,646,465	\$ 106,973	6.9%	
Total Transfers In	<u>\$ 1,539,492</u>	<u>\$ 1,646,465</u>	<u>\$ 106,973</u>	<u>6.9%</u>	
Planned Use of Fund Balance	\$ 430,401	\$ 4,307,668	\$ 3,877,267	900.8%	
Total Budgeted Designated Funds	<u>\$ 113,720,803</u>	<u>\$ 118,855,662</u>	<u>\$ 5,134,859</u>	<u>4.5%</u>	

Designated Funds Expenses and Transfers Out					
	Budget		Year-Over-Year Incr/(Decr)		
	FY2023	FY2024	\$	%	
Personnel Costs					
Faculty Salaries	\$ 5,045,208	\$ 5,196,873	\$ 151,665	3.0%	
Staff Salaries	30,039,000	30,778,556	739,556	2.5%	
Wages	3,051,459	3,010,327	(41,132)	-1.3%	
Employee Benefits	10,380,882	10,914,960	534,078	5.1%	
Total Personnel Costs	<u>\$ 48,516,549</u>	<u>\$ 49,900,716</u>	<u>\$ 1,384,167</u>	<u>2.9%</u>	
Other Expenses					
Maintenance and Operations	\$ 40,917,652	\$ 42,548,210	\$ 1,630,558	4.0%	
Travel	1,152,512	1,184,771	32,259	2.8%	
Total Other Expenses	<u>\$ 42,070,164</u>	<u>\$ 43,732,981</u>	<u>\$ 1,662,817</u>	<u>4.0%</u>	
Total Designated Operating Expenses	<u>\$ 90,586,713</u>	<u>\$ 93,633,697</u>	<u>\$ 3,046,984</u>	<u>3.4%</u>	
Transfers Out					
Mandatory Scholarship Set-Aside	\$ 8,248,566	\$ 8,202,611	\$ (45,955)	-0.6%	
Debt Service	5,153,474	7,254,393	2,100,919	40.8%	
University Funded Scholarships	9,732,050	9,764,961	32,911	0.3%	
Total Transfers Out	<u>\$ 23,134,090</u>	<u>\$ 25,221,965</u>	<u>\$ 2,087,875</u>	<u>9.0%</u>	
Total Budgeted Designated Expenses	<u>\$ 113,720,803</u>	<u>\$ 118,855,662</u>	<u>\$ 5,134,859</u>	<u>4.5%</u>	

Auxiliary Funds
Revenues and Transfers In

	Budget		Year-Over-Year Incr/(Decr)	
	FY2023	FY2024	\$	%
Auxiliary Fees				
Student Service Fees	\$ 7,635,720	\$ 7,498,957	\$ (136,763)	-1.8%
Medical Service Fees	1,720,000	1,720,000	-	0.0%
Fitness & Rec Fees	2,660,000	2,660,000	-	0.0%
Total Auxiliary Fees	\$ 12,015,720	\$ 11,878,957	\$ (136,763)	-1.1%
Sales and Services				
ID Systems & Contracted Auxiliary Services	\$ 6,997,305	\$ 8,525,300	\$ 1,527,995	21.8%
University Housing & Residence Life	11,387,948	12,491,945	1,103,997	9.7%
Miscellaneous Services	4,578,861	4,459,923	(118,938)	-2.6%
Total Sales and Services	\$ 22,964,114	\$ 25,477,168	\$ 2,513,054	10.9%
Total Auxiliary Funds	\$ 34,979,834	\$ 37,356,125	\$ 2,376,291	6.8%
Transfers In				
Other	\$ -	\$ -	\$ -	
Total Transfers In	\$ -	\$ -	\$ -	
Planned Use of Fund Balance	\$ -	\$ -	\$ -	
Total Budgeted Designated Funds	\$ 34,979,834	\$ 37,356,125	\$ 2,376,291	6.8%

Auxiliary Funds
Expenses and Transfers Out

	Budget		Year-Over-Year Incr/(Decr)	
	FY2023	FY2024	\$	%
Personnel Costs				
Faculty Salaries	\$ -	\$ -	\$ -	
Staff Salaries	7,632,676	7,760,582	127,906	1.7%
Wages	1,895,122	2,017,753	122,631	6.5%
Employee Benefits	3,058,181	3,126,320	68,139	2.2%
Total Personnel Costs	\$ 12,585,979	\$ 12,904,655	\$ 318,676	2.5%
Other Expenses				
Maintenance and Operations	\$ 16,668,441	\$ 18,263,700	\$ 1,595,259	9.6%
Travel	715,779	919,481	203,702	28.5%
Total Other Expenses	\$ 17,384,220	\$ 19,183,181	\$ 1,798,961	10.3%
Total Auxiliary Expenses	\$ 29,970,199	\$ 32,087,836	\$ 2,117,637	7.1%
Transfers Out				
Debt Service - Fitness & Rec	\$ 1,003,900	\$ 1,002,200	\$ (1,700)	-0.2%
Debt Service - Lowry Woods/Guinn/Stark	971,356	969,806	(1,550)	-0.2%
Debt Service - Parking	200,000	200,000		
Operations Support	1,539,492	1,646,465	106,973	6.9%
Total Transfers Out	\$ 3,714,748	\$ 3,818,471	\$ 103,723	2.8%
Total Budgeted Designated Expenses	\$ 33,684,947	\$ 35,906,307	\$ 2,221,360	6.6%

**All Funds Summary of Revenues, Expenses, Transfers, and Uses of Reserve
FY 2024**

	Estimated Revenues	Transfers In	Planned Use of Fund Balance	Total Budgeted Sources	Budgeted Expenditures	Transfers Out	Total Budgeted Uses	Net Transfers	Estimated Impact on Fund Balance
Education and General	\$ 140,366,594	\$ -	\$ -	\$ 140,366,594	\$ (109,914,602)	\$ (30,451,992)	\$ (140,366,594)	\$ (30,451,992)	\$ -
Designated	112,901,529	1,646,465	4,307,668	118,855,662	(93,633,697)	(25,221,965)	(118,855,662)	(23,575,500)	-
Auxiliary	37,356,125	-	-	37,356,125	(32,087,836)	(3,818,471)	(35,906,307)	(3,818,471)	1,449,818
Total	\$ 290,624,248	\$ 1,646,465	\$ 4,307,668	\$ 296,578,381	\$ (235,636,135)	\$ (59,492,428)	\$ (295,128,563)	\$ (57,845,963)	\$ 1,449,818

Restricted Funds
Revenues, Expenses, and Transfers

	Budget FY2023	Budget FY2024	Year-Over-Year Incr/(Decr)	
			\$	%
Revenues				
State, Federal, & Private Grants	\$ 18,133,814	\$ 15,325,323	\$ (2,808,491)	-15.5%
Scholarships	14,217,798	18,408,182	4,190,384	29.5%
Total Estimated Restricted Revenues	\$ 32,351,612	\$ 33,733,505	\$ 1,381,893	4.3%
Expenses				
Personnel Costs				
Faculty Salaries	\$ 611,631	\$ 1,139,233	\$ 527,602	86.3%
Staff Salaries	548,450	701,846	153,396	28.0%
Wages	1,433,528	1,783,686	350,158	24.4%
Employee Benefits	588,718	913,022	324,304	55.1%
Total Personnel Costs	\$ 3,182,327	\$ 4,537,787	\$ 1,355,460	42.6%
Other Expenses				
Maintenance and Operations	\$ 12,927,794	\$ 10,306,544	\$ (2,621,250)	-20.3%
Travel	528,992	735,025	206,033	38.9%
Student Support-Other	61,986	309,917	247,931	400.0%
Student Support-Scholarships	36,005,648	38,116,263	2,110,615	5.9%
Total Other Expenses	\$ 49,524,420	\$ 49,467,749	\$ (56,671)	-0.1%
Total Restricted Expenses	\$ 52,706,747	\$ 54,005,536	\$ 1,298,789	2.5%
Transfers In/ (Out)				
TPEG (Tx Public Education Grants)	\$ 2,374,519	\$ 2,304,459	\$ (70,060)	-3.0%
Mandatory Scholarship Set-Aside	8,248,566	8,202,611	(45,955)	-0.6%
University Funded Scholarships	9,732,050	9,764,961	32,911	0.3%
THECB - Debt Service (Transfer In)	9,711,838	-	(9,711,838)	-100.0%
THECB - Debt Service (Transfer Out)	(9,711,838)	-	9,711,838	-100.0%
Total Transfers In	\$ 20,355,135	\$ 20,272,031	\$ (83,104)	-0.4%
Planned Use of Fund Balance	\$ -	\$ -	\$ -	
Total Estimated Restricted Funds Balance	\$ -	\$ -	\$ -	

Departmental Summaries

Fiscal Year 2024 Budget Summary

EDUCATION AND GENERAL

DEPARTMENT	ACCOUNT	FACULTY SALARIES	STAFF SALARIES	WAGES	M&O	TRAVEL	BENEFITS	TOTAL
INSTRUCTION								
Communication Sciences	10.100.05.0102.X.00000000	1,314,945	35,665	-	-	-	-	1,350,610
Oral Health	10.100.05.0202.X.00000000	391,606	73,163	-	-	-	-	464,769
Health Care Administration	10.100.05.0302.X.00000000	532,834	14,930	-	-	-	-	547,764
Health Promotion	10.100.05.0402.X.00000000	562,449	26,103	-	-	-	-	588,552
Kinesiology	10.100.05.0502.X.00000000	1,133,605	101,114	-	-	-	-	1,234,719
Kinesiology-Pioneer Hall	10.100.05.0503.X.00000000	-	40,905	-	-	-	-	40,905
Nutrition and Food Sciences	10.100.05.0602.X.00000000	1,106,691	36,401	-	-	-	-	1,143,092
Nutrition and Food Sciences-Houston	10.100.05.0603.X.00000000	302,045	29,118	-	-	-	-	331,163
Dean - Nursing	10.100.05.0702.X.00000000	-	273,793	-	-	-	-	273,793
Nursing-Keypath	10.100.05.0710.X.00000000	819,338	196,535	-	-	-	-	1,015,873
Assoc Dean Nursing - Denton	10.100.05.0802.X.00000000	1,006,169	189,970	-	-	-	-	1,196,139
Assoc Dean Nursing - Dallas	10.100.05.0902.X.00000000	2,889,859	313,155	-	-	-	-	3,203,014
Assoc Dean Nursing - Houston	10.100.05.1002.X.00000000	3,305,519	268,694	-	-	-	-	3,574,213
Assoc Director OT - Houston	10.100.05.1102.X.00000000	766,806	30,585	-	-	-	-	797,391
Director - Occupational Therapy	10.100.05.1131.X.00000000	147,711	44,318	-	-	-	-	192,029
Assoc Director OT - Denton	10.100.05.1151.X.00000000	610,728	-	-	-	-	-	610,728
Assoc Director OT - Dallas	10.100.05.1171.X.00000000	672,949	-	-	-	-	-	672,949
PT - Houston	10.100.05.1221.X.00000000	1,013,494	90,589	-	1,013,494	-	-	1,104,083
PT - Dallas	10.100.05.1250.X.00000000	1,102,386	126,328	-	-	-	-	1,228,714
Director - Physical Therapy	10.100.05.1270.X.00000000	140,065	35,441	-	-	-	-	175,506
UNIV-Merit Reserve	10.100.05.1417.X.00000000	1,200,000	-	-	-	-	-	1,200,000
UNIV-Reclass Reserv	10.100.05.1425.X.00000000	-	-	-	26,885	-	-	26,885
Technology Client Svcs	10.100.05.3202.X.00000000	-	20,986	-	-	-	-	20,986
Campus Manager Dallas	10.100.05.4202.X.00000000	-	76,099	-	-	-	-	76,099
Campus Manager Houston	10.100.05.4302.X.00000000	-	116,726	-	-	-	-	116,726
Academic Affairs Holding Account	10.100.05.4407.X.00000000	465,549	-	-	-	-	-	465,549
PT Faculty	10.100.05.4427.X.00000000	5,000,000	-	-	-	-	-	5,000,000
Dual Credit Faculty	10.100.05.4428.X.00000000	275,000	-	-	-	-	-	275,000
Summer Faculty	10.100.05.4429.X.00000000	4,500,000	-	-	-	-	-	4,500,000
Faculty Senate	10.100.05.4450.X.00000000	-	37,580	-	-	-	-	37,580
Biology	10.100.05.5202.X.00000000	1,389,685	86,071	-	-	-	-	1,475,756
Chem and Biochemistry	10.100.05.5302.X.00000000	806,495	88,606	-	-	-	-	895,101
Mathematics and Comp Science	10.100.05.5402.X.00000000	1,235,869	78,240	-	-	-	-	1,314,109
Sociology	10.100.05.5502.X.00000000	564,833	29,982	-	-	-	-	594,815
Social Work	10.100.05.5602.X.00000000	573,410	29,254	-	-	-	-	602,664
English Speech and Foreign Languages	10.100.05.5702.X.00000000	1,079,811	44,541	-	-	-	-	1,124,352
Office of Honors Programs	10.100.05.5703.X.00000000	-	272,316	-	-	-	-	272,316
SOA - Visual Arts	10.100.05.5802.X.00000000	617,433	75,702	-	-	-	-	693,135
SOA - Margo Jones Auditorium	10.100.05.5805.X.00000000	-	60,960	-	-	-	-	60,960
SOA - Dance	10.100.05.5902.X.00000000	474,395	114,427	-	-	-	-	588,822
SOA - Music	10.100.05.6002.X.00000000	772,624	75,513	-	-	-	-	848,137
Dean - Prof Education	10.100.05.6102.X.00000000	129,175	593,468	-	-	-	-	722,643
Human Dev Family Studies & Counseling	10.100.05.6202.X.00000000	1,858,610	207,858	-	-	-	-	2,066,468
Literacy & Learning	10.100.05.6402.X.00000000	1,115,947	54,948	-	-	-	-	1,170,895
Library and Information Studies	10.100.05.6502.X.00000000	1,016,460	-	-	-	-	-	1,016,460
Dean-Health Sciences	10.100.05.6702.X.00000000	182,162	327,144	-	-	-	-	509,306

Fiscal Year 2024 Budget Summary

EDUCATION AND GENERAL

DEPARTMENT	ACCOUNT	FACULTY SALARIES	STAFF SALARIES	WAGES	M&O	TRAVEL	BENEFITS	TOTAL
Teacher Education	10.100.05.6930.X.00000000	1,421,012	44,541	-	-	-	-	1,465,553
Dean - Arts and Sciences	10.100.05.7001.X.00000000	367,426	539,842	-	-	-	-	907,268
Aeronautical Science	10.100.05.7005.X.00000000	150,000	34,721	-	-	-	-	184,721
History and Political Science	10.100.05.7100.X.00000000	977,711	-	-	-	-	-	977,711
Psychology and Philosophy	10.100.05.7150.X.00000000	1,655,785	51,190	-	-	-	-	1,706,975
Multicultural Women's & Gender Studies	10.100.05.7200.X.00000000	303,644	29,358	-	-	-	-	333,002
Dean - Business	10.100.05.7255.X.00000000	171,453	236,480	-	-	-	-	407,933
COB Accting & Finance	10.100.05.7257.X.00000000	1,617,257	-	-	-	-	-	1,617,257
COB Mgmt & Mkting	10.100.05.7258.X.00000000	1,687,126	-	-	-	-	-	1,687,126
Fashion and Textiles	10.100.05.7300.X.00000000	290,516	34,336	-	-	-	-	324,852
SOA - Theatre	10.100.05.7400.X.00000000	331,799	28,569	-	-	-	-	360,368
Scientific Research Commons (SRC)								
Maintenance	10.100.05.7924.X.00000000	-	41,141	-	-	-	-	41,141
Communication Sciences	10.126.05.0102.X.00000000	-	-	-	1,016	-	-	1,016
Oral Health	10.126.05.0202.X.00000000	-	-	-	8,486	-	-	8,486
Kinesiology	10.126.05.0502.X.00000000	-	-	-	1,648	-	-	1,648
Nutrition and Food Sciences	10.126.05.0602.X.00000000	-	-	-	13,917	-	-	13,917
Assoc Dean Nursing - Denton	10.126.05.0802.X.00000000	-	-	-	174,506	-	-	174,506
Assoc Director OT - Denton	10.126.05.1151.X.00000000	-	-	-	29,502	-	-	29,502
PT - Denton	10.126.05.1202.X.00000000	-	-	-	17,220	-	-	17,220
Biology	10.126.05.5202.X.00000000	-	-	-	99,182	-	-	99,182
Chem and Biochemistry	10.126.05.5302.X.00000000	-	-	-	69,408	-	-	69,408
Mathematics and Comp Science	10.126.05.5402.X.00000000	-	-	-	1,042	-	-	1,042
Social Work	10.126.05.5602.X.00000000	-	-	-	1,672	-	-	1,672
SOA - Visual Arts	10.126.05.5802.X.00000000	-	-	-	26,496	-	-	26,496
SOA - Music	10.126.05.6002.X.00000000	-	-	-	8,041	-	-	8,041
Psychology and Philosophy	10.126.05.7150.X.00000000	-	-	-	6,591	-	-	6,591
Fashion and Textiles	10.126.05.7300.X.00000000	-	-	-	1,808	-	-	1,808
SOA - Theatre	10.126.05.7400.X.00000000	-	-	-	5,322	-	-	5,322
SOA - Music	10.127.05.6002.X.00000000	-	-	-	32,950	-	-	32,950
TOTAL INSTRUCTION		50,050,386	5,357,406	-	525,692	-	-	55,933,484
RESEARCH								
Res and Sponsored Programs-Equipment								
Repair	10.100.10.4805.X.00000000	-	39,269	-	-	-	-	39,269
Research and Sponsored Programs	10.100.10.4802.X.00000000	-	634,213	-	-	-	-	634,213
Research Houston	10.100.10.4850.X.00000000	-	47,691	-	-	-	-	47,691
TOTAL RESEARCH		-	721,173	-	-	-	-	721,173
ACADEMIC SUPPORT								
Provost and VP Acad Affairs	10.100.20.4402.X.00000000	-	324,814	-	-	-	-	324,814
Dean Graduate School	10.100.20.4602.X.00000000	-	360,491	-	-	-	-	360,491
Curriculum & Strategic Initiatives	10.100.20.3251.X.00000000	-	365,029	-	-	-	-	365,029
FTIC	10.100.20.3258.X.00000000	18,756	64,244	-	-	-	-	83,000
Vice Provost for Institutional Research and Improvement	10.100.20.4502.X.00000000	-	95,809	-	-	-	-	95,809
Student Academic Support	10.100.20.4414.X.00000000	-	204,988	-	-	-	-	204,988
Student Success	10.100.20.4423.X.00000000	-	42,839	-	-	-	-	42,839
Faculty Success	10.100.20.4413.X.00000000	-	262,181	-	-	-	-	262,181
IT Solutions	10.100.20.3150.X.00000000	-	317,763	-	-	-	-	317,763

Fiscal Year 2024 Budget Summary

EDUCATION AND GENERAL

DEPARTMENT	ACCOUNT	FACULTY SALARIES	STAFF SALARIES	WAGES	M&O	TRAVEL	BENEFITS	TOTAL
TOTAL ACADEMIC SUPPORT		18,756	2,038,158	-	-	-	-	2,056,914
STUDENT SERVICES								
Registrar	10.100.25.6870.X.00000000	-	217,132	-	-	-	-	217,132
International Affairs	10.100.25.3315.X.00000000	-	70,568	-	-	-	-	70,568
VPFA-Student Money Mgmt Center	10.100.25.1441.X.00000000	-	20,679	-	-	-	-	20,679
IT Solutions	10.100.25.3150.X.00000000	-	166,312	-	-	-	-	166,312
VP - Student Life	10.100.25.3302.X.00000000	-	401,125	-	-	-	-	401,125
Disability Services for Students	10.100.25.4530.X.00000000	-	80,908	-	-	-	-	80,908
Enrollment Management	10.100.25.6840.X.00000000	-	169,979	-	-	-	-	169,979
Admissions	10.100.25.6850.X.00000000	-	735,434	-	-	-	-	735,434
Office of Admissions Processing	10.100.25.3205.X.00000000	-	403,906	-	-	-	-	403,906
Financial Aid	10.100.25.5102.X.00000000	-	462,651	-	-	-	-	462,651
TOTAL STUDENT SERVICES		-	2,728,694	-	-	-	-	2,728,694
INSTITUTIONAL SUPPORT								
Chancellor	10.100.30.0002.X.00000000	-	197,184	-	-	-	-	197,184
General Counsel	10.100.30.0070.X.00000000	-	103,640	-	-	-	-	103,640
Audit Services	10.100.30.2750.X.00000000	-	131,700	-	-	-	-	131,700
Marketing and Communications Institutional Research & Data Management	10.100.30.4102.X.00000000	-	556,085	-	-	-	-	556,085
UNIV-Reclass Reserv	10.100.30.3250.X.00000000	-	458,550	-	-	-	-	458,550
VP-Finance and Administration	10.100.30.1425.X.00000000	-	-	-	50,000	-	-	50,000
Budget and Financial Planning	10.100.30.1402.X.00000000	-	433,183	-	-	-	-	433,183
Bursar	10.100.30.1435.X.00000000	-	284,293	-	-	-	-	284,293
Bursar	10.100.30.1590.X.00000000	-	169,269	-	-	-	-	169,269
Human Resources	10.100.30.1902.X.00000000	-	660,011	-	-	-	-	660,011
Postal Services	10.100.30.1702.X.00000000	-	56,807	-	-	-	-	56,807
Police Department - Denton	10.100.30.2802.X.00000000	-	1,715,439	-	-	-	-	1,715,439
Police Department - Dallas	10.100.30.2902.X.00000000	-	147,717	-	-	-	-	147,717
Police Department - Houston	10.100.30.3002.X.00000000	-	176,556	-	-	-	-	176,556
Environmental Health and Safety	10.100.30.2602.X.00000000	-	103,365	-	-	-	-	103,365
Procurement Services	10.100.30.1580.X.00000000	-	171,553	-	-	-	-	171,553
IT Solutions	10.100.30.3150.X.00000000	-	336,882	-	-	-	-	336,882
Financial Services	10.100.30.1502.X.00000000	-	706,740	-	-	-	-	706,740
UNIV-Reserv	10.100.30.1414.X.00000000	-	-	-	5,964,168	-	-	5,964,168
TOTAL INSTITUTIONAL SUPPORT		-	6,408,974	-	6,014,168	-	-	12,423,142
PHYSICAL PLANT								
Facilities Management - Business Services	10.100.35.2002.X.00000000	-	663,385	-	-	-	-	663,385
Central Receiving	10.100.35.2070.X.00000000	-	62,517	-	-	-	-	62,517
Bldg Maintenance-Denton	10.100.35.2102.X.00000000	-	480,156	-	-	-	-	480,156
Bldg Maintenance-Houston	10.100.35.2104.X.00000000	-	58,245	-	-	-	-	58,245
Bldg Maintenance-Dallas	10.100.35.2105.X.00000000	-	73,348	-	-	-	-	73,348
Custodial Services-Denton	10.100.35.2202.X.00000000	-	513,283	-	-	-	-	513,283
Custodial Services-Houston	10.100.35.2203.X.00000000	-	129,184	-	-	-	-	129,184
Custodial Services-Dallas	10.100.35.2204.X.00000000	-	85,920	-	-	-	-	85,920
Grounds Maintenance-Denton	10.100.35.2302.X.00000000	-	371,316	-	-	-	-	371,316
Central Plant-Denton	10.100.35.2406.X.00000000	-	570,873	-	-	-	-	570,873

Fiscal Year 2024 Budget Summary

EDUCATION AND GENERAL

DEPARTMENT	ACCOUNT	FACULTY SALARIES	STAFF SALARIES	WAGES	M&O	TRAVEL	BENEFITS	TOTAL
	TOTAL PHYSICAL PLANT	-	3,008,227	-	-	-	-	3,008,227
EMPLOYEE BENEFITS								
UNIV-Texas Employment Commission	10.100.65.1510.X.00000000	-	-	-	110,000	-	-	110,000
UNIV-Group Insurance Premiums	10.100.65.1508.X.00000000	-	-	-	-	-	7,086,905	7,086,905
UNIV-Texas Worker's Comp.	10.100.65.1506.X.00000000	-	-	-	285,000	-	-	285,000
UNIV-Retirement Matching	10.100.65.1500.X.00000000	-	-	-	-	-	4,590,013	4,590,013
UNIV-Retirees Insurance Premiums	10.100.65.1426.X.00000000	-	-	-	-	-	5,320,260	5,320,260
UNIV-Matching FICA	10.100.65.1509.X.00000000	-	-	-	-	-	5,294,590	5,294,590
	TOTAL EMPLOYEE BENEFITS	-	-	-	395,000	-	22,291,768	22,686,768
SPECIAL ITEMS								
Institute for Women's Health	10.170.50.4480.X.00001263	-	-	15,000	25,119	-	-	40,119
Nutrition and Food Sciences	10.170.50.0602.X.00001562	-	-	-	9,609	-	-	9,609
Online Nursing Education	10.170.50.0803.X.00000000	-	85,904	-	-	-	-	85,904
Dean - Nursing	10.170.50.0702.X.00001220	-	-	-	1,500,000	-	-	1,500,000
Tuition Revenue Bond HB 6	10.170.50.0000.X.50001100	-	-	-	13,593,400	-	-	13,593,400
Transfer to Debt Service (Fund 42)		-	-	-	(13,593,400)	-	-	(13,593,400)
	TOTAL SPECIAL ITEMS	-	85,904	15,000	1,534,728	-	-	1,635,632
RESEARCH DEVELOPMENT FUND								
Research and Sponsored Programs	10.177.10.4802.X.00000000	-	110,489	-	290,404	-	-	400,893
	TOTAL RESEARCH DEVELOPMENT FUND	-	110,489	-	290,404	-	-	400,893
CLINICS								
Human Dev Family Studies & Counseling- Counseling and Family Dev. Center	10.124.05.6203.X.00000000	-	-	7,000	43,876	-	-	50,876
Speech & Hearing Clinic	10.124.05.0105.X.00000000	-	7,280	-	22,322	-	-	29,602
Oral Health Clinic	10.124.05.0203.X.00000000	-	1,420	-	43,859	-	-	45,279
	TOTAL CLINICS	-	8,700	7,000	110,057	-	-	125,757
INSTITUTE FOR WOMEN'S LEADERSHIP								
President's Leadership Council	10.171.50.3332.X.00000000	-	-	-	600,000	-	-	600,000
Institute for Women's Leadership	10.171.50.7800.X.00000000	-	1,249,540	27,000	1,691,528	10,000	-	2,978,068
Center for Women Entrepreneurs	10.171.50.7810.X.00000000	-	372,150	26,000	1,024,018	60,000	-	1,482,168
Health & Well-being Initiative	10.171.50.7820.X.00000000	-	214,036	156,000	65,924	13,000	-	448,960
Center for Research & Student Leadership	10.171.50.7830.X.00000000	-	214,707	50,000	179,798	10,000	-	454,505
Student Life Leadership	10.171.50.7831.X.00000000	-	526,933	83,556	13,326	-	-	623,815
Center for Student Development	10.171.50.7832.X.00000000	-	-	49,178	-	-	-	49,178
Graduate Student Council	10.171.50.7834.X.00000000	-	-	28,598	-	-	-	28,598
Urban Fellows Program	10.171.50.7835.X.00000000	-	-	-	30,000	-	-	30,000
Pioneer Service Program	10.171.50.7836.X.00000000	-	-	-	50,000	-	-	50,000
Legacy Leaders	10.171.50.7837.X.00000000	-	-	-	770,000	-	-	770,000
Center for Women in Politics and Public Policy	10.171.50.7850.X.00000000	27,506	336,120	35,000	200,000	10,000	-	608,626
CWPPP Legislative Internship	10.171.50.7851.X.00000000	-	-	-	70,000	-	-	70,000
	LEADERSHIP	27,506	2,913,486	455,332	4,694,594	103,000	-	8,193,918
	TOTAL EDUCATION AND GENERAL	50,096,648	23,381,211	477,332	13,564,643	103,000	22,291,768	109,914,602

Fiscal Year 2024 Budget Summary

DESIGNATED

DEPARTMENT	ACCOUNT	FACULTY SALARIES	STAFF SALARIES	WAGES	M&O	TRAVEL	BENEFITS	OPS	TOTAL
DESIGNATED TUITION									
Board of Regents - Expenses	11.410.30.2704.X.00000000	-	-	-	25,000	10,000	-	-	35,000
SECC	11.410.30.1570.X.00000000	-	-	-	1,800	-	-	-	1,800
Strategic Initiatives	11.410.30.4420.X.00000000	-	-	-	400,000	-	-	-	400,000
Chancellor-Special Functions	11.410.30.0005.X.00000000	-	-	-	3,856	-	-	-	3,856
Chancellor	11.410.30.0002.X.00000000	-	295,983	-	23,572	44,285	56,806	-	420,646
Denton Commencement	11.410.25.4120.X.00000000	-	-	3,250	53,250	-	249	-	56,749
Commencement Expenses	11.410.25.0012.X.00000000	-	-	-	5,000	-	-	-	5,000
General Counsel	11.410.30.0070.X.00000000	-	290,526	10,500	58,841	31,919	73,114	-	464,900
General Counsel-Outside Counsel	11.410.30.0071.X.00000000	-	-	-	75,000	-	-	-	75,000
Audit Services	11.410.30.2750.X.00000000	-	140,700	1,595	12,256	2,975	31,881	-	189,407
Marketing and Communications- Strategic Marketing	11.410.30.4103.X.00000000	-	-	-	1,398,308	-	-	-	1,398,308
Marketing and Communications	11.410.30.4102.X.00000000	-	-	10,000	-	-	765	-	10,765
Marketing and Communications - Strategic Initiatives	11.410.30.4003.X.00000000	-	1,266,761	-	705,050	6,000	347,616	-	2,325,427
Dir of Governmental Relations & Legislative Affairs	11.410.30.0019.X.00000000	-	108,124	-	6,500	6,000	17,192	-	137,816
President's Leadership Council	11.410.25.3332.X.00000000	-	-	-	7,500	-	-	-	7,500
Campus Manager Dallas	11.410.05.4202.X.00000000	-	-	-	1,874	2,175	-	-	4,049
Campus Manager Houston	11.410.05.4302.X.00000000	-	-	-	31,877	3,272	-	-	35,149
Houston Center Commencement	11.410.25.4303.X.00000000	-	-	-	108,000	-	-	-	108,000
Program Review/Accreditation	11.410.20.6108.X.00000000	-	67,414	-	42,000	-	18,219	-	127,633
Provost-Reserve for Academic Searches	11.410.05.4406.X.00000000	-	-	-	50,000	-	-	-	50,000
Tenure Award	11.410.20.4418.X.00000000	-	-	38,000	-	-	2,907	-	40,907
Provost and VP Acad Affairs	11.410.20.4402.X.00000000	-	207,644	17,223	26,868	26,147	43,082	-	320,964
Registrar	11.410.25.6870.X.00000000	-	85,666	6,072	-	-	30,434	-	122,172
Research Houston	11.410.10.4850.X.00000000	-	-	-	3,271	2,000	-	-	5,271
Animal Care Facility	11.410.10.4811.X.00000000	20,275	12,543	-	66,506	-	12,702	-	112,026
Res and Sponsored Programs-Equipment Repair	11.410.10.4805.X.00000000	-	-	-	6,907	650	-	-	7,557
Res and Sponsored Programs-Research Projects	11.410.10.4803.X.00000000	-	-	-	153,242	20,000	-	-	173,242
Research and Sponsored Programs	11.410.10.4802.X.00000000	-	-	13,306	21,021	9,575	1,018	-	44,920
Annual Student Symposium	11.410.20.4603.X.00000000	-	-	-	4,315	-	-	-	4,315
Faculty Senate	11.410.05.4450.X.00000000	-	-	5,051	27,523	21,289	386	-	54,249
Dean Grad School-Graduate Recruitment	11.410.05.4604.X.00000000	-	-	-	12,250	-	-	-	12,250
Albert Schweitzer Fellowship Program	11.410.25.4609.X.00000000	-	-	-	7,500	-	-	-	7,500
Dean Graduate School	11.410.20.4602.X.00000000	-	178,266	-	13,205	18,701	58,888	-	269,060
Curriculum & Strategic Initiatives	11.410.20.3251.X.00000000	-	177,992	21,423	7,216	7,000	47,629	-	261,260
Testing Center	11.410.20.3257.X.00000000	-	7,414	-	14,003	-	2,455	-	23,872
FTIC	11.410.20.3258.X.00000000	-	-	-	5,000	3,000	-	-	8,000
IRI Surveys	11.410.30.3256.X.00000000	-	-	-	10,095	-	-	-	10,095
Vice Provost for Institutional Research and Improvement	11.410.20.4502.X.00000000	-	60,028	-	4,853	9,000	15,770	-	89,651
Academic Assessment	11.410.20.4512.X.00000000	43,575	106,440	-	9,597	5,550	39,944	-	205,106
Institutional Research & Data Management	11.410.30.3250.X.00000000	-	176,699	14,000	42,060	6,300	38,345	-	277,404
Student Success	11.410.20.4423.X.00000000	-	112,635	-	-	-	24,734	-	137,369
Pioneer Center for Student Excellence	11.410.25.4421.X.00000000	-	50,757	-	56,245	7,000	16,594	-	130,596
Office of Honors Programs	11.410.05.5703.X.00000000	-	-	4,600	63,000	6,300	352	-	74,252
Write Site	11.410.05.5705.X.00000000	-	-	42,750	1,700	-	3,270	-	47,720
DAL-Pioneer Ctr for Stu Excellence	11.410.25.4425.X.00000000	-	51,540	-	2,000	-	16,391	-	69,931
Experiential Learning	11.410.05.4506.X.00000000	-	134,185	-	90,849	-	37,908	-	262,942
International Affairs	11.410.25.3315.X.00000000	-	242,793	-	33,441	10,000	70,353	-	356,587
Faculty Success	11.410.20.4413.X.00000000	-	52,339	-	35,407	10,000	14,459	-	112,205
Academic Development and Recognition	11.410.05.4408.X.00000000	-	-	-	108,589	-	-	-	108,589
Teaching & Learning with Technology	11.410.05.4651.X.00000000	-	-	-	10,000	-	-	-	10,000
Dean - Arts and Sciences	11.410.05.7001.X.00000000	-	124,977	30,000	99,946	9,000	46,537	-	310,460
Scientific Research Commons (SRC) Maintenance	11.410.20.7924.X.00000000	-	-	-	48,500	-	-	-	48,500
Biology	11.410.05.5202.X.00000000	-	13,160	24,000	37,780	11,700	6,704	-	93,344

Fiscal Year 2024 Budget Summary

DESIGNATED

DEPARTMENT	ACCOUNT	FACULTY SALARIES	STAFF SALARIES	WAGES	M&O	TRAVEL	BENEFITS	OPS	TOTAL
Biology-Medical Technology	11.410.05.5203.X.00000000	-	-	1,500	303	225	115	-	2,143
Chem and Biochemistry	11.410.05.5302.X.00000000	-	15,318	10,000	28,627	8,100	6,951	-	68,996
English Speech and Foreign Languages	11.410.05.5702.X.00000000	-	-	10,000	11,179	11,700	765	-	33,644
History and Political Science	11.410.05.7100.X.00000000	-	-	4,000	9,800	10,800	306	-	24,906
Mathematics and Comp Science	11.410.05.5402.X.00000000	-	-	7,000	8,275	12,600	536	-	28,411
Psychology and Philosophy	11.410.05.7150.X.00000000	-	-	5,000	7,831	17,100	383	-	30,314
Fashion and Textiles	11.410.05.7300.X.00000000	-	-	5,000	12,166	2,700	383	-	20,249
SOA - Dance Repertory Theater	11.410.20.5905.X.00000000	-	-	-	5,700	-	-	-	5,700
SOA - Dance in Residency	11.410.20.5906.X.00000000	-	-	-	3,000	-	-	-	3,000
SOA - Dance-International Folk	11.410.20.5907.X.00000000	-	-	-	3,000	-	-	-	3,000
SOA - Dance	11.410.05.5902.X.00000000	-	35,936	7,000	12,498	6,300	16,248	-	77,982
SOA - Theatre	11.410.05.7400.X.00000000	-	-	13,300	29,400	3,600	1,017	-	47,317
SOA - Music-Concert Choir	11.410.20.6003.X.00000000	-	-	-	5,234	-	-	-	5,234
SOA - Music-Jazz Lab Ensemble	11.410.20.6004.X.00000000	-	-	-	1,450	-	-	-	1,450
SOA - Music-Opera	11.410.20.6005.X.00000000	-	-	-	4,500	500	-	-	5,000
SOA - Music	11.410.05.6002.X.00000000	-	-	6,000	24,794	17,700	459	-	48,953
SOA - Music-Theatre Ensemble	11.410.20.6006.X.00000000	-	-	-	3,756	-	-	-	3,756
SOA - Margo Jones Auditorium	11.410.05.5805.X.00000000	-	-	5,700	13,177	-	436	-	19,313
SOA - Events	11.410.05.5804.X.00000000	-	-	-	11,700	-	-	-	11,700
SOA - Artist Lecture Series	11.410.20.5806.X.00000000	-	-	-	10,700	-	-	-	10,700
Social Work	11.410.05.5602.X.00000000	-	2,544	-	2,726	7,200	1,005	-	13,475
Sociology	11.410.05.5502.X.00000000	-	-	50,000	9,800	5,400	3,825	-	69,025
SOA - Visual Arts	11.410.05.5802.X.00000000	-	-	7,000	39,200	8,100	536	-	54,836
Multicultural Women's & Gender Studies	11.410.05.7200.X.00000000	-	-	52,000	6,860	5,400	3,978	-	68,238
Dean - Prof Education	11.410.05.6102.X.00000000	-	-	10,895	46,121	80,191	833	-	138,040
Human Dev Family Studies & Counseling	11.410.05.6202.X.00000000	-	-	-	21,133	-	-	-	21,133
Library and Information Studies	11.410.05.6502.X.00000000	-	14,775	-	22,000	-	4,944	-	41,719
Literacy & Learning	11.410.05.6402.X.00000000	-	-	-	12,898	-	-	-	12,898
Teacher Education	11.410.05.6930.X.00000000	-	-	-	25,509	-	-	-	25,509
Dean-Health Sciences	11.410.05.6702.X.00000000	-	-	25,295	17,514	9,084	1,935	-	53,828
Oral Health	11.410.05.0202.X.00000000	-	-	1,400	24,646	5,400	107	-	31,553
Communication Sciences	11.410.05.0102.X.00000000	-	-	-	11,096	9,700	-	-	20,796
Health Promotion	11.410.05.0402.X.00000000	-	-	-	10,073	1,509	-	-	11,582
Kinesiology	11.410.05.0502.X.00000000	-	-	14,379	17,239	9,782	1,100	-	42,500
Kinesiology-Pioneer Hall	11.410.05.0503.X.00000000	-	-	23,494	9,400	375	1,797	-	35,066
Nutrition and Food Sciences	11.410.05.0602.X.00000000	-	13,094	15,458	4,367	3,300	5,890	-	42,109
Nutrition and Food Sciences-Houston	11.410.05.0603.X.00000000	-	-	515	4,691	3,600	39	-	8,845
Assoc Director OT - Dallas	11.410.05.1171.X.00000000	-	30,029	702	14,133	5,850	11,503	-	62,217
Assoc Director OT - Denton	11.410.05.1151.X.00000000	-	-	-	11,234	9,505	-	-	20,739
Director - Occupational Therapy	11.410.05.1131.X.00000000	-	-	460	24,982	6,450	35	-	31,927
Assoc Director OT - Houston	11.410.05.1102.X.00000000	-	-	2,060	9,917	8,604	158	-	20,739
PT - Dallas	11.410.05.1250.X.00000000	-	-	1,114	34,669	8,650	85	-	44,518
Director - Physical Therapy	11.410.05.1270.X.00000000	-	-	-	16,900	3,200	-	-	20,100
PT - Houston	11.410.05.1221.X.00000000	-	-	2,851	33,350	8,100	218	-	44,519
Nursing-Keypath	11.410.05.0710.X.00000000	827,234	55,890	-	823,176	66,300	83,593	-	1,856,193
Dean - Nursing	11.410.05.0702.X.00000000	-	-	5,000	25,000	9,537	383	-	39,920
Assoc Dean Nursing - Dallas	11.410.05.0902.X.00000000	-	-	-	3,000	7,000	-	-	10,000
Assoc Dean Nursing - Denton	11.410.05.0802.X.00000000	-	-	-	7,984	1,000	-	-	8,984
Assoc Dean Nursing - Houston	11.410.05.1002.X.00000000	-	-	-	7,613	2,000	-	-	9,613
Dean - Business	11.410.05.7255.X.00000000	-	-	12,000	30,000	25,617	918	-	68,535
Business	11.410.05.7250.X.00000000	-	-	-	10,000	-	-	-	10,000
Health Care Administration	11.410.05.0302.X.00000000	-	-	700	11,656	4,500	54	-	16,910
VP-Finance and Administration	11.410.30.1402.X.00000000	-	237,795	-	54,704	24,667	53,859	-	371,025
UNIV-Reclass Reserv	11.410.30.1425.X.00000000	-	-	-	57,950	-	-	-	57,950
Budget and Financial Planning	11.410.30.1435.X.00000000	-	247,011	-	-	-	57,442	-	304,453

Fiscal Year 2024 Budget Summary

DESIGNATED

DEPARTMENT	ACCOUNT	FACULTY SALARIES	STAFF SALARIES	WAGES	M&O	TRAVEL	BENEFITS	OPS	TOTAL
Bursar	11.410.30.1590.X.00000000	-	58,107	-	17,714	3,459	17,600	-	96,880
Title IX	11.410.30.1908.X.00000000	-	-	-	10,000	-	-	-	10,000
Compensation Market Surveys	11.410.30.1907.X.00000000	-	-	-	7,656	-	-	-	7,656
HR-Staff Training and Development	11.410.30.1904.X.00000000	-	-	-	19,500	-	-	-	19,500
HR-Personnel Advertising	11.410.30.1903.X.00000000	-	-	-	30,000	-	-	-	30,000
Human Resources	11.410.30.1902.X.00000000	-	891,054	14,718	105,546	5,000	241,666	-	1,257,984
EO-ADA Accomodations	11.410.30.1951.X.00000000	-	-	-	20,000	-	-	-	20,000
Equal Opportunity Office	11.410.30.1952.X.00000000	-	-	-	25,500	-	-	-	25,500
Motor Vehicle Operations	11.410.35.2551.X.00000000	-	-	-	110,000	-	-	-	110,000
Central Receiving	11.410.35.2070.X.00000000	-	37,379	-	35,571	1,500	14,882	-	89,332
Facilities Management - Business Services	11.410.35.2002.X.00000000	-	430,567	56,230	71,221	4,050	129,833	-	691,901
Bldg Maintenance-Denton	11.410.35.2102.X.00000000	-	305,694	5,200	830,079	8,000	108,601	-	1,257,574
Bldg Maintenance-Houston	11.410.35.2104.X.00000000	-	103,485	-	133,984	500	28,618	-	266,587
Bldg Maintenance-Dallas	11.410.35.2105.X.00000000	-	81,444	-	356,870	-	30,049	-	468,363
Custodial Services-Dallas	11.410.35.2204.X.00000000	-	85,920	-	17,952	-	32,411	-	136,283
Custodial Services-Denton	11.410.35.2202.X.00000000	-	488,293	2,000	207,690	-	221,920	-	919,903
Custodial Services-Houston	11.410.35.2203.X.00000000	-	112,560	5,688	40,044	-	48,330	-	206,622
Grounds Maintenance-Houston	11.410.35.2303.X.00000000	-	-	-	15,000	-	-	-	15,000
Grounds Maintenance-Denton	11.410.35.2302.X.00000000	-	400,278	1,560	129,448	-	148,169	-	679,455
Central Plant-Denton	11.410.35.2406.X.00000000	-	-	7,541	469,424	-	577	-	477,542
Postal Services	11.410.30.1702.X.00000000	-	-	-	19,012	-	-	-	19,012
Oakland Complex	11.410.35.2005.X.00000000	-	147,604	-	34,358	-	57,217	-	239,179
Police Department - Denton	11.410.30.2802.X.00000000	-	-	-	110,000	-	-	-	110,000
Environmental Health and Safety	11.410.30.2602.X.00000000	-	144,599	2,500	268,468	4,475	43,473	-	463,515
Risk Management	11.410.30.1432.X.00000000	-	316,590	10,000	93,034	5,965	92,565	-	518,154
Procurement Services	11.410.30.1580.X.00000000	-	367,652	-	25,899	7,500	103,766	-	504,817
Procurement Services-HUB	11.410.30.1581.X.00000000	-	-	-	500	1,500	-	-	2,000
Houston Postal Services	11.410.60.1704.X.00000000	-	-	-	4,500	-	-	-	4,500
Software Support	11.410.20.3152.X.00000000	-	-	-	509,074	-	-	-	509,074
IT Solutions	11.410.25.3150.X.00000000	-	42,797	-	-	-	10,029	-	52,826
Software Support	11.410.30.3152.X.00000000	-	-	-	1,213,908	-	-	-	1,213,908
IT Solutions	11.410.30.3150.X.00000000	-	137,087	-	153,534	26,250	41,663	-	358,534
Houston Duplicating	11.410.60.1603.X.00000000	-	-	-	4,500	-	-	-	4,500
Houston Faculty Travel	11.410.05.4304.X.00000000	-	-	-	-	7,200	-	-	7,200
Chief Information Officer	11.410.30.3102.X.00000000	-	-	-	-	6,000	-	-	6,000
Telecommunications Expense	11.410.05.3106.X.00000000	-	-	-	513,354	-	-	-	513,354
Technology Client Svcs	11.410.05.3202.X.00000000	-	15,663	-	220,124	-	6,240	-	242,027
Dallas Faculty Travel	11.410.05.4203.X.00000000	-	-	-	-	3,375	-	-	3,375
Financial Services	11.410.30.1502.X.00000000	-	365,002	-	40,262	6,600	105,233	-	517,097
VP - Student Life	11.410.25.3302.X.00000000	-	397,531	5,047	20,633	4,500	97,966	-	525,677
Athletics	11.410.25.3502.X.00000000	-	176,285	-	-	30,038	45,663	-	251,986
Civility and Community Standards	11.410.25.3331.X.00000000	-	258,728	13,760	61,402	6,500	82,235	-	422,625
Disability Services for Students	11.410.25.4530.X.00000000	-	175,356	55,240	335,177	1,500	69,273	-	636,546
Enrollment Management	11.410.25.6840.X.00000000	-	119,640	-	21,758	4,500	27,420	-	173,318
Admissions	11.410.25.6850.X.00000000	-	278,921	125,309	-	-	107,278	-	511,508
Financial Aid	11.410.25.5102.X.00000000	-	510,091	30,265	138,509	7,000	162,727	-	848,592
University Advancement	11.410.30.4002.X.00000000	-	1,819,457	65,000	427,818	25,000	442,547	-	2,779,822
Alumni Engagement	11.410.30.4050.X.00000000	-	-	1,750	66,962	3,000	134	-	71,846
UNIV-Retirees Insurance Premiums	11.410.65.1426.X.00000000	-	-	-	-	-	594,284	-	594,284
UNIV-Insurance Premiums	11.410.55.1427.X.00000000	-	-	-	7,200	-	-	-	7,200
UNIV-Tuition Writeoffs	11.410.40.1512.X.00000000	-	-	-	1,600,000	-	-	-	1,600,000
Utilities State-Houston	11.410.35.2404.X.00000000	-	-	-	538,815	-	-	-	538,815
Utilities State-Dallas	11.410.35.2403.X.00000000	-	-	-	485,416	-	-	-	485,416
Utilities State-Denton	11.410.35.2402.X.00000000	-	-	-	3,843,577	-	-	-	3,843,577
UNIV-Insurance Premiums	11.410.35.1427.X.00000000	-	-	-	441,860	-	-	-	441,860

Fiscal Year 2024 Budget Summary

DESIGNATED

DEPARTMENT	ACCOUNT	FACULTY SALARIES	STAFF SALARIES	WAGES	M&O	TRAVEL	BENEFITS	OPS	TOTAL
UNIV-Insurance Premiums	11.410.10.1427.X.00000000	-	-	-	3,000	-	-	-	3,000
UNIV-Treasury Operations	11.410.30.1507.X.00000000	-	70,000	-	30,330	-	18,628	-	118,958
UNIV-Workman's Compensation	11.410.30.1517.X.00000000	-	-	-	71,620	-	-	-	71,620
UNIV-Insurance Premiums	11.410.05.1427.X.00000000	-	-	-	150,000	-	-	-	150,000
UNIV-Credit Card	11.410.30.1504.X.00000000	-	-	-	287,480	-	-	-	287,480
UNIV-Reserv	11.410.30.1424.X.00000000	-	-	-	2,020,990	-	-	-	2,020,990
UNIV-Merit Reserve	11.410.30.1417.X.00000000	-	-	-	347,700	-	-	-	347,700
UNIV-Management Services	11.410.30.1410.X.00000000	-	-	-	1,687,562	-	-	-	1,687,562
VPFA-Institutional Memberships	11.410.30.1407.X.00000000	-	-	-	123,329	-	-	-	123,329
UNIV-Relocation Expenses	11.410.30.1406.X.00000000	-	-	67,500	-	-	5,164	-	72,664
Designated Tuition	11.410.30.0000.X.00000000	-	-	-	-	-	-	-	-
UNIV-Tuition Rebate	11.410.25.1515.X.00000000	-	-	-	25,000	-	-	-	25,000
UNIV-Insurance Premiums	11.410.25.1427.X.00000000	-	-	-	9,500	-	-	-	9,500
UNIV-Insurance Premiums	11.410.20.1427.X.00000000	-	-	-	2,500	-	-	-	2,500
UNIV-Texas Employment Commission	11.410.65.1510.X.00000000	-	-	-	30,000	-	-	-	30,000
VPFA-Student Money Mgmt Center	11.410.25.1441.X.00000000	-	90,187	27,620	16,916	4,560	23,414	-	162,697
Center for Research & Student Leadership	11.410.25.7830.X.00000000	-	-	-	122,854	-	-	-	122,854
TOTAL DESIGNATED TUITION		891,084	13,044,949	1,038,521	24,482,838	899,156	4,498,115	-	44,854,663
DESIGNATED TUITION-SURCHARGE									
Communication Sciences	11.411.05.0102.X.00000000	-	63,518	-	69,343	-	23,225	8,215	164,301
Oral Health	11.411.05.0202.X.00000000	-	39,211	-	13,602	-	15,610	3,602	72,025
Health Care Administration	11.411.05.0302.X.00000000	90,000	-	-	328,806	-	26,105	23,416	468,327
Health Promotion	11.411.05.0402.X.00000000	95,000	75,467	-	63,201	-	34,264	14,102	282,034
Nursing-Keypath	11.411.05.0710.X.00000000	-	-	-	491,748	-	-	25,881	517,629
Assoc Dean Nursing - Denton	11.411.05.0802.X.00000000	1,482,466	215,849	-	41,597	-	409,475	113,125	2,262,512
Occupational Therapy	11.411.05.1100.X.00000000	33,037	63,819	-	150,878	-	32,724	14,761	295,219
PT - Dallas	11.411.05.1250.X.00000000	-	88,563	-	401,827	-	25,877	27,172	543,439
Biology	11.411.05.5202.X.00000000	397,815	12,241	-	-	-	111,690	23,741	545,487
Chem and Biochemistry	11.411.05.5302.X.00000000	42,000	2,914	-	86,696	-	7,666	7,330	146,606
Social Work	11.411.05.5602.X.00000000	27,736	-	-	3,737	-	6,285	1,988	39,746
SOA - Visual Arts	11.411.05.5802.X.00000000	4,960	45,000	-	7,726	-	16,043	3,880	77,609
SOA - Dance	11.411.05.5902.X.00000000	-	-	-	40,641	-	-	2,139	42,780
SOA - Music	11.411.05.6002.X.00000000	89,800	84,440	-	-	-	56,801	9,071	240,112
Dean - Prof Education	11.411.05.6102.X.00000000	-	21,521	-	135,838	-	7,247	8,664	173,270
Counseling	11.411.05.6208.X.00000000	-	-	-	16,965	-	-	893	17,858
Marriage/Family Therapy	11.411.05.6209.X.00000000	-	-	-	18,475	-	-	972	19,447
Library and Information Studies	11.411.05.6502.X.00000000	-	-	-	40,144	-	-	4,102	44,246
Dean-Health Sciences	11.411.05.6702.X.00000000	59,440	-	-	-	-	11,650	-	71,090
Psychology and Philosophy	11.411.05.7150.X.00000000	117,500	-	-	234,497	-	33,680	20,299	405,976
Business	11.411.05.7250.X.00000000	1,369,959	188,894	-	-	-	389,326	89,686	2,037,865
Fashion and Textiles	11.411.05.7300.X.00000000	-	-	-	35,159	-	-	1,851	37,010
Less: Transfers to OPS		-	-	-	-	-	-	(404,890)	(404,890)
TOTAL DESIGNATED TUITION-SURCHARGE		3,809,713	901,437	-	2,180,880	-	1,207,668	-	8,099,698
MISCELLANEOUS INCOME									
Study Abroad Insurance Premiums	11.400.05.4511.X.00000000	-	-	-	12,500	-	-	-	12,500
SOA - Music Performances	11.400.05.6008.X.00000000	-	-	-	15,000	-	-	-	15,000
Reading Recovery	11.400.05.6950.X.00000000	-	20,443	6,612	60,439	-	7,506	5,000	100,000
Fashion and Textiles Fashion Camp	11.400.15.7305.X.00000000	-	-	-	23,750	-	-	1,250	25,000
Thesis/Dissertation Processing	11.400.25.4606.X.00000000	-	8,803	-	-	-	3,875	-	12,678
Graduate Fair	11.400.25.6841.X.00000000	-	-	-	950	-	-	50	1,000
Family Weekend	11.400.25.7565.X.00000000	-	-	-	9,405	-	-	495	9,900
Health & Well-being Initiative	11.400.25.7820.X.00000000	-	-	-	3,135	-	-	165	3,300
Rebates	11.400.30.1433.X.00000000	-	43,992	-	60,264	-	14,494	6,250	125,000
UNIV-Management Contracts	11.400.30.1518.X.00000000	-	99,892	-	-	-	28,024	-	127,916

Fiscal Year 2024 Budget Summary

DESIGNATED

DEPARTMENT	ACCOUNT	FACULTY SALARIES	STAFF SALARIES	WAGES	M&O	TRAVEL	BENEFITS	OPS	TOTAL
Police Department - Denton	11.400.30.2802.X.00000000	-	-	-	40,000	-	-	-	40,000
Foreign Student Insurance	11.400.80.7919.X.00000000	-	-	-	1,100,000	-	-	-	1,100,000
Student Blood Borne Pathogen Insurance	11.400.80.7923.X.00000000	-	-	-	300,000	-	-	-	300,000
Less: Transfers to OPS		-	-	-	-	-	-	(13,210)	(13,210)
TOTAL MISCELLANEOUS INCOME		-	173,130	6,612	1,625,443	-	53,899	-	1,859,084
PROGRAM FEES									
Communication Sciences	11.425.20.0102.X.00000000	-	66,137	43,000	45,473	-	21,306	9,259	185,175
Oral Health	11.425.20.0202.X.00000000	-	15,965	-	9,594	-	6,290	1,676	33,525
Health Care Administration	11.425.20.0302.X.00000000	-	17,527	-	155,822	-	6,837	9,484	189,670
Health Promotion	11.425.20.0402.X.00000000	-	78,106	11,766	-	9,794	23,966	6,507	130,139
Kinesiology	11.425.20.0502.X.00000000	-	41,915	37,238	16,488	14,000	14,044	6,510	130,195
Nutrition and Food Sciences	11.425.20.0602.X.00000000	-	24,317	6,210	90,034	-	9,217	6,830	136,608
Assoc Dean Nursing - Denton	11.425.20.0802.X.00000000	-	20,957	-	-	-	8,700	1,048	30,705
Assoc Dean Nursing - Dallas	11.425.20.0902.X.00000000	-	33,937	-	259,592	10,000	11,097	16,559	331,185
Assoc Dean Nursing - Houston	11.425.20.1002.X.00000000	-	92,520	-	79,006	10,000	31,686	11,222	224,434
Assoc Director OT - Denton	11.425.20.1151.X.00000000	-	27,836	150,000	70,646	-	25,650	14,428	288,560
PT - Houston	11.425.20.1221.X.00000000	-	-	2,000	112,207	19,000	153	7,019	140,379
PT - Dallas	11.425.20.1250.X.00000000	-	-	2,000	111,480	19,000	153	6,981	139,614
Curriculum & Strategic Initiatives	11.425.20.4540.X.00000000	-	-	7,600	867	-	581	476	9,524
Federation	11.425.20.4608.X.00000000	-	-	4,146	-	-	4,934	337	9,417
ENVS Program Fees	11.425.20.5201.X.00000000	-	-	-	1,094	-	-	58	1,152
Biology	11.425.20.5202.X.00000000	-	22,033	-	195,927	-	7,928	11,889	237,777
Chem and Biochemistry	11.425.20.5302.X.00000000	-	1,820	-	91,506	-	1,023	4,966	99,315
Mathematics and Comp Science	11.425.20.5402.X.00000000	-	-	-	172,641	-	-	9,086	181,727
Sociology	11.425.20.5502.X.00000000	-	-	-	99,861	-	-	5,256	105,117
Social Work	11.425.20.5602.X.00000000	-	-	-	55,527	-	-	2,923	58,450
English Speech and Foreign Languages	11.425.20.5702.X.00000000	-	-	1,032	134,388	2,500	79	7,263	145,262
SOA - Visual Arts	11.425.20.5802.X.00000000	-	-	-	51,857	-	-	2,729	54,586
SOA - Dance	11.425.20.5902.X.00000000	-	-	7,749	38,345	-	593	2,457	49,144
SOA - Music	11.425.20.6002.X.00000000	-	-	61,962	10,120	-	4,740	4,043	80,865
Human Dev Family Studies & Counseling	11.425.20.6202.X.00000000	-	77,101	-	190,596	4,000	27,536	15,749	314,982
Literacy & Learning	11.425.20.6402.X.00000000	-	72,494	-	1,221	-	27,872	5,347	106,934
Library and Information Studies	11.425.20.6502.X.00000000	-	140,410	-	16,854	-	44,232	10,605	212,101
Teacher Education	11.425.20.6930.X.00000000	-	14,559	-	173,330	-	6,065	10,208	204,162
History and Political Science	11.425.20.7100.X.00000000	-	-	40,939	109,188	-	3,132	8,066	161,325
Psychology and Philosophy	11.425.20.7150.X.00000000	-	-	-	312,131	-	-	16,428	328,559
Multicultural Women's & Gender Studies	11.425.20.7200.X.00000000	-	-	26,821	32,938	-	2,052	3,253	65,064
Business	11.425.20.7250.X.00000000	-	420,861	23,540	76,128	20,664	143,052	36,013	720,258
Fashion and Textiles	11.425.20.7300.X.00000000	-	-	-	17,931	-	-	944	18,875
SOA - Theatre	11.425.20.7400.X.00000000	-	-	-	14,069	-	-	741	14,810
Less: Transfers to OPS		-	-	-	-	-	-	(256,360)	(256,360)
TOTAL PROGRAM FEES		-	1,168,495	426,003	2,746,861	108,958	432,918	-	4,883,235
INCIDENTAL FEES-OTHER									
TSIA (TX State Initiative Assessment)	11.430.15.4521.X.00000000	-	12,212	1,700	17,407	-	4,171	-	35,490
Nursing TEAS Test Fees	11.430.20.0708.X.00000000	-	-	-	7,070	-	-	-	7,070
Graduation Application Fees	11.430.25.6802.X.00000000	-	40,923	-	120,742	-	14,455	9,270	185,390
Student Union	11.433.20.3802.X.00000000	-	353,045	221,059	-	-	121,184	245,700	940,988
Student Union Maintenance	11.433.20.3803.X.00000000	-	135,360	1,000	23,878	-	43,537	-	203,775
Grad School Application Fees	11.441.25.0000.X.00000000	-	138,810	5,934	56,342	-	47,101	4,200	252,387
Incidental Fees	11.442.20.0000.X.00000000	-	58,142	3,708	-	-	25,241	2,807	89,898
Undgrad School Application Fees	11.444.25.0000.X.00000000	-	269,358	12,128	-	-	102,875	19,500	403,861
Late Registration Fees	11.445.25.0000.X.00000000	-	10,325	-	30,724	-	3,667	2,354	47,070
International Education Fee	11.446.25.0000.X.00000000	-	-	-	97,945	-	-	5,155	103,100
International Application Fees	11.447.25.0000.X.00000000	-	20,896	-	-	-	6,473	600	27,969
Orientation Fees	11.448.25.0000.X.00000000	-	51,471	75,000	112,127	-	22,652	13,750	275,000

Fiscal Year 2024 Budget Summary

DESIGNATED

DEPARTMENT	ACCOUNT	FACULTY SALARIES	STAFF SALARIES	WAGES	M&O	TRAVEL	BENEFITS	OPS	TOTAL
Transcript Fee	11.449.25.0000.X.00000000	-	136,459	6,161	22,518	-	43,691	10,991	219,820
International Student Service Fee	11.452.25.0000.X.00000000	-	-	39,682	-	-	3,035	1,777	44,494
Dual Credit Fee	11.453.25.0000.X.00000000	-	92,397	8,000	44,409	10,000	30,178	9,736	194,720
Nursing-Keypath	11.454.20.0710.X.00000000	-	-	-	442,209	-	-	23,274	465,483
University Services Fee	11.455.00.0000.X.00000000	-	-	-	1,958,238	-	-	103,065	2,061,303
Office of Honors Programs	11.455.05.5703.X.00000000	-	7,850	-	-	-	2,663	-	10,513
Institutional Assessment	11.455.20.3255.X.00000000	-	1,804	-	15,000	-	512	-	17,316
International Affairs	11.455.20.3315.X.00000000	-	5,862	-	2,100	-	2,057	-	10,019
Provost and VP Acad Affairs	11.455.20.4402.X.00000000	-	-	-	464,752	-	-	237,639	702,391
Faculty Success	11.455.20.4413.X.00000000	-	75,990	-	6,001	-	15,700	-	97,691
Student Academic Support	11.455.20.4414.X.00000000	-	633,683	50,000	39,933	30,000	207,524	-	961,140
Faculty Development	11.455.20.4417.X.00000000	-	242,057	-	153,786	6,000	75,655	-	477,498
Student Success	11.455.20.4423.X.00000000	-	53,005	-	55,600	-	11,640	-	120,245
Tutoring Services	11.455.20.4424.X.00000000	-	-	92,900	-	-	7,107	-	100,007
Math & Technology Success Program	11.455.20.4505.X.00000000	-	42,087	51,540	2,112	-	18,133	-	113,872
Dean Graduate School	11.455.20.4602.X.00000000	-	-	6,700	-	3,000	513	-	10,213
Teaching & Learning with Technology	11.455.20.4651.X.00000000	-	804,855	-	286,767	-	229,266	-	1,320,888
Center for Research and Design Analysis	11.455.20.4808.X.00000000	-	245,715	8,611	29,976	4,407	68,653	-	357,362
Center for Student Research	11.455.20.4812.X.00000000	-	30,472	-	62,622	15,000	4,845	-	112,939
Career Connections Center	11.455.20.4902.X.00000000	-	113,618	-	-	-	39,061	-	152,679
Libraries	11.455.20.5002.X.00000000	-	2,860,825	400,000	242,121	50,000	911,123	234,951	4,699,020
Science Learning Resource Center	11.455.20.5303.X.00000000	-	54,289	16,525	11,340	-	23,018	-	105,172
Write Site	11.455.20.5705.X.00000000	-	56,635	-	-	-	26,205	-	82,840
Student ID Fee	11.455.25.3750.X.00000000	-	244,972	69,000	257,260	1,000	79,522	34,303	686,057
Technology Fee	11.455.30.3105.X.00000000	-	5,294,411	307,540	783,567	26,250	1,474,754	415,080	8,301,602
Publications	11.455.30.4130.X.00000000	-	69,622	-	-	-	11,071	3,603	84,296
Bursar	11.456.30.1590.X.00000000	-	100,543	18,150	376,194	-	26,558	27,445	548,890
Less: Transfers to OPS		-	-	-	-	-	-	(1,405,200)	(1,405,200)
TOTAL INCIDENTAL FEES-OTHER		-	12,257,693	1,395,338	5,722,740	145,657	3,703,840	-	23,225,268
INVESTMENT INCOME									
Board of Regents	11.890.30.2702.X.00000000	-	487,341	79,659	-	-	118,000	-	685,000
University Ambassador	11.890.30.0025.X.00000000	-	-	-	25,000	-	-	-	25,000
Chancellor Research Account	11.890.10.0018.X.00000000	-	-	-	20,000	-	-	-	20,000
Chancellor	11.890.30.0002.X.20000100	-	-	-	50,000	-	-	-	50,000
Chancellor	11.890.30.0002.X.00000000	-	-	-	35,000	-	-	-	35,000
General Counsel	11.890.30.0070.X.00000000	-	-	-	500	-	-	-	500
Marketing and Communications	11.890.30.4102.X.00000000	-	-	-	500	-	-	-	500
Dir of Governmental Relations & Legislative Affairs	11.890.30.0019.X.00000000	-	-	-	5,000	-	-	-	5,000
Institute for Women's Leadership	11.890.20.7800.X.00000000	-	-	-	5,000	-	-	-	5,000
Center for Women Entrepreneurs	11.890.20.7810.X.00000000	-	-	-	5,000	-	-	-	5,000
Provost and VP Acad Affairs	11.890.20.4402.X.00000000	-	-	-	8,000	-	-	-	8,000
Research and Sponsored Programs	11.890.10.4802.X.00000000	-	-	-	500	-	-	-	500
Faculty Senate	11.890.20.4450.X.00000000	-	-	-	820	-	-	-	820
Dean Graduate School	11.890.20.4602.X.00000000	-	-	-	2,800	-	-	-	2,800
Curriculum & Strategic Initiatives	11.890.20.3252.X.00000000	-	-	-	1,000	-	-	-	1,000
Institutional Research & Improvement-Discretionary	11.890.30.3253.X.00000000	-	-	-	1,000	-	-	-	1,000
Faculty Success	11.890.20.4413.X.00000000	-	-	-	1,000	-	-	-	1,000
Center for Faculty Excellence	11.890.20.4507.X.00000000	-	-	-	2,000	-	-	-	2,000
Dean - Arts and Sciences	11.890.20.7001.X.00000000	-	-	-	2,000	-	-	-	2,000
Dean - Prof Education	11.890.20.6102.X.00000000	-	-	-	2,000	-	-	-	2,000
Dean-Health Sciences	11.890.20.6702.X.00000000	-	-	-	2,000	-	-	-	2,000
Dean - Nursing	11.890.20.0702.X.00000000	-	-	-	2,000	-	-	-	2,000
Business	11.890.20.7250.X.00000000	-	-	-	2,000	-	-	-	2,000
VP-Finance and Administration	11.890.30.1402.X.00000000	-	-	-	6,000	-	-	-	6,000
AVP Finance-Discretionary	11.890.30.1524.X.00000000	-	-	-	1,000	-	-	-	1,000

Fiscal Year 2024 Budget Summary

DESIGNATED

DEPARTMENT	ACCOUNT	FACULTY SALARIES	STAFF SALARIES	WAGES	M&O	TRAVEL	BENEFITS	OPS	TOTAL
Human Resource-Discretionary	11.890.30.1905.X.00000000	-	-	-	1,000	-	-	-	1,000
Staff Council	11.890.30.4550.X.00000000	-	-	-	4,000	1,000	-	-	5,000
Facilities Management-Discretionary	11.890.35.2004.X.00000000	-	-	-	9,000	-	-	-	9,000
University House	11.890.35.2111.X.00000000	-	-	-	15,000	-	-	-	15,000
Public Safety-Discretionary	11.890.30.2805.X.00000000	-	-	-	1,000	-	-	-	1,000
Risk Management	11.890.30.1432.X.00000000	-	-	-	500	-	-	-	500
Procurement Services	11.890.30.1580.X.00000000	-	-	-	500	-	-	-	500
VPFA-Student Money Mgmt Center	11.890.25.1441.X.00000000	-	-	-	1,300	-	-	-	1,300
Chief Information Officer	11.890.30.3102.X.00000000	-	-	-	4,000	-	-	-	4,000
Enrollment Management-Discretionary	11.890.25.6842.X.00000000	-	-	-	6,000	-	-	-	6,000
University Advancement	11.890.30.4002.X.00000000	-	-	-	6,000	-	-	-	6,000
UNIV-Investment Management	11.890.30.1404.X.00000000	-	-	-	675,000	-	-	-	675,000
Festival of Lights	11.890.15.4455.X.00000000	-	-	-	2,500	-	-	-	2,500
UNIV-Management Services	11.890.30.1410.X.00000000	-	-	-	1,000,000	-	-	-	1,000,000
VP - Student Life	11.890.25.3302.X.00000000	-	-	-	6,000	-	-	-	6,000
TOTAL INVESTMENT INCOME		-	487,341	79,659	1,911,920	1,000	118,000	-	2,597,920
INNOVATIVE ACADEMIC PROGRAMS									
Distance Ed Online Surcharge	11.413.05.0000.X.00000000	-	-	-	779,740	-	-	-	779,740
Biology	11.889.05.5202.X.00000000	120,085	-	-	25,000	-	24,671	-	169,756
Teacher Education	11.889.05.6930.X.00000000	27,100	-	-	-	-	2,073	-	29,173
BS-Kinesiology and Sport Management MBA	11.889.05.0504.X.00000000	28,211	-	-	109,905	-	2,158	-	140,274
Assoc Director OT - Denton	11.889.05.1151.X.00000000	122,346	-	-	-	-	32,348	-	154,694
Assoc Director OT - Houston	11.889.05.1102.X.00000000	59,640	-	-	-	-	15,782	-	75,422
Nursing-Keypath	11.412.05.0710.X.00000000	-	-	-	1,661,445	-	-	-	1,661,445
Business	11.889.05.7250.X.00000000	131,400	-	-	20,000	-	25,800	-	177,200
VP-Finance and Administration	11.889.05.1402.X.00000000	-	-	-	-	-	-	-	-
Facilities Management - Business Services	11.700.35.2002.X.00000000	-	851,051	-	105,357	30,000	213,592	-	1,200,000
TOTAL INNOVATIVE ACAD PROG		488,782	851,051	-	2,701,447	30,000	316,424	-	4,387,704
SVC CTR-OPERATIONS SUPPORT									
General Counsel	11.881.30.0070.X.00000000	-	127,000	-	-	-	28,420	-	155,420
Custodial Services-Denton	11.881.35.2202.X.00000000	-	97,128	-	-	-	41,053	-	138,181
Custodial Services-Houston	11.881.35.2203.X.00000000	-	16,623	-	-	-	6,393	-	23,016
Grounds Maintenance-Denton	11.881.35.2302.X.00000000	-	44,630	-	-	-	19,369	-	63,999
Central Receiving	11.881.35.2070.X.00000000	-	58,691	-	-	-	17,579	-	76,270
SVC CTR-Operations Support	11.881.30.1470.X.00000000	-	122,100	28,800	1,149,637	-	39,476	-	1,340,013
Bldg Maintenance-Houston	11.881.35.2104.X.00000000	-	44,413	-	-	-	10,812	-	55,225
Facilities Management - Business Services	11.881.35.2002.X.00000000	-	307,654	-	-	-	112,268	-	419,922
Bldg Maintenance-Denton	11.881.35.2102.X.00000000	-	354,019	-	-	-	128,538	-	482,557
Police Department - Denton	11.881.30.2802.X.00000000	-	446,051	-	-	-	116,561	-	562,612
VPFA-Student Money Mgmt Center	11.881.25.1441.X.00000000	-	55,480	-	-	-	16,320	-	71,800
Technology Fee	11.881.30.3105.X.00000000	-	71,440	-	5,000	-	21,734	-	98,174
VP - Student Life	11.881.25.3302.X.00000000	7,294	70,672	-	-	-	25,068	-	103,034
Disability Services for Students	11.881.25.4530.X.00000000	-	21,109	18,933	-	-	4,805	-	44,847
Conference Services	11.881.30.7550.X.00000000	-	57,450	16,461	-	-	17,144	-	91,055
SUPPORT		7,294	1,894,460	64,194	1,154,637	-	605,540	-	3,726,125
TOTAL DESIGNATED		5,196,873	30,778,556	3,010,327	42,526,766	1,184,771	10,936,404	-	93,633,697

Fiscal Year 2024 Budget Summary

AUXILIARIES

DEPARTMENT	ACCOUNT	FACULTY SALARIES	STAFF SALARIES	WAGES	M&O	TRAVEL	BENEFITS	OPS	TOTAL
STUDENT SERVICES FEE									
Student Government Dallas	12.434.45.3303.X.00000000	-	-	10,300	18,500	-	788	-	29,588
Student Government Houston	12.434.45.3305.X.00000000	-	-	6,300	17,425	4,075	482	-	28,282
Student Life Houston	12.434.45.3306.X.00000000	-	-	13,302	47,921	-	1,018	-	62,241
Student Union Programming	12.434.45.3307.X.00000000	-	8,346	-	101,327	1,473	2,676	-	113,822
Cultural Event Series	12.434.45.3308.X.00000000	-	-	3,000	32,929	-	230	-	36,159
SGA Executive Denton	12.434.45.3310.X.00000000	-	-	32,906	14,356	-	2,517	-	49,779
Student Service Fee Services	12.434.45.3313.X.00000000	-	45,613	15,397	-	-	13,832	-	74,842
SSF Operating Fund	12.434.45.3321.X.00000000	-	-	28,600	199,839	75,741	2,188	-	306,368
Student Life Scholarship Funding	12.434.45.3322.X.00000000	-	70,000	2,000	10,000	-	18,782	-	100,782
Student Life Assessment	12.434.45.3325.X.00000000	-	-	-	2,000	-	-	-	2,000
Terry Scholars Program	12.434.45.3327.X.00000000	-	69,680	3,000	10,200	400	21,684	-	104,964
Block Party	12.434.45.3329.X.00000000	-	-	-	11,500	-	-	-	11,500
Student Life Communications	12.434.45.3334.X.00000000	-	-	-	12,165	-	-	-	12,165
Student Life Dallas	12.434.45.3403.X.00000000	-	-	30,677	23,950	100	2,347	-	57,074
Student Life-Graphics	12.434.45.3404.X.00000000	-	185,191	22,800	14,670	-	53,686	-	276,347
SGA Student Leadership Development Fund	12.434.45.3407.X.00000000	-	-	-	23,528	-	-	-	23,528
Athletics	12.434.45.3502.X.00000000	-	1,091,500	157,480	183,234	-	348,693	-	1,780,907
Sports Medicine	12.434.45.3503.X.00000000	-	-	-	69,046	-	-	-	69,046
Basketball	12.434.45.3504.X.00000000	-	-	-	42,124	91,508	-	-	133,632
Gymnastics	12.434.45.3505.X.00000000	-	-	-	51,366	58,418	-	-	109,784
Soccer	12.434.45.3506.X.00000000	-	-	-	30,531	45,400	-	-	75,931
Volleyball	12.434.45.3508.X.00000000	-	-	-	44,597	82,050	-	-	126,647
Softball	12.434.45.3509.X.00000000	-	-	-	42,317	99,246	-	-	141,563
Sports Information	12.434.45.3510.X.00000000	-	-	28,000	28,500	-	2,142	-	58,642
STUNT	12.434.45.3513.X.00000000	-	50,240	-	18,655	28,569	15,487	-	112,951
Artistic Swimming	12.434.45.3514.X.00000000	-	51,750	-	37,489	23,592	8,228	-	121,059
Wrestling	12.434.45.3515.X.00000000	-	50,240	-	51,299	49,090	15,487	-	166,116
CARE	12.434.45.3805.X.00000000	-	205,699	41,040	19,021	-	68,464	-	334,224
Dance Team	12.434.45.3906.X.00000000	-	50,000	3,000	-	-	15,679	-	68,679
Disability Services for Students	12.434.45.4530.X.00000000	-	-	-	14,500	-	-	-	14,500
Career Connections Center	12.434.45.4902.X.00000000	-	391,230	45,623	50,433	-	103,893	-	591,179
Lasso	12.434.45.6603.X.00000000	-	21,026	34,000	12,490	1,500	9,695	-	78,711
Counseling and Psychological Services	12.434.45.7500.X.00000000	-	876,421	41,750	70,005	-	267,137	-	1,255,313
Center for Student Development	12.434.45.7560.X.00000000	-	18,435	580	69,064	10,000	5,881	-	103,960
Students Legal Advisor	12.434.45.7561.X.00000000	-	38,966	3,300	3,000	-	6,448	-	51,714
Graduate Student Council	12.434.45.7562.X.00000000	-	-	-	7,840	400	-	-	8,240
Family Weekend	12.434.45.7565.X.00000000	-	-	1,800	8,420	-	138	-	10,358
Diversity Inclusion & Outreach	12.434.45.7600.X.00000000	-	239,880	49,016	24,807	7,500	71,886	-	393,089
Mobile Go Center	12.434.45.7602.X.00000000	-	-	-	17,170	11,153	-	-	28,323
Student Services Fees	12.434.00.0000.X.00000000	-	-	-	-	-	-	374,948	374,948
Less: Transfers to OPS		-	-	-	-	-	-	(374,948)	(374,948)
TOTAL STUDENT SERVICES		-	3,464,217	573,871	1,436,218	590,215	1,059,488	-	7,124,009
MEDICAL SERVICE FEE									
Health Services Operating Reserve	12.432.45.7531.X.00000000	-	-	-	58,135	-	-	-	58,135
Health Services	12.432.45.7530.X.00000000	-	956,155	69,000	258,000	-	292,710	86,000	1,661,865
Less: Transfers to OPS		-	-	-	-	-	-	(86,000)	(86,000)

Fiscal Year 2024 Budget Summary

AUXILIARIES

DEPARTMENT	ACCOUNT	FACULTY SALARIES	STAFF SALARIES	WAGES	M&O	TRAVEL	BENEFITS	OPS	TOTAL
	TOTAL MEDICAL SERVICE FEE	-	956,155	69,000	316,135	-	292,710	-	1,634,000
MISCELLANEOUS									
Postal Services-Mail Room	12.400.45.1703.X.00000000	-	-	-	233,206	-	-	-	233,206
Vending	12.400.45.1802.X.00000000	-	-	-	-	-	-	1,850	1,850
Warehouse Inventory-Denton	12.400.45.2107.X.00000000	-	-	-	260,000	-	-	-	260,000
Gertrude Gibson Home	12.400.45.2110.X.00000000	-	-	200	6,435	-	15	350	7,000
Alumni House	12.400.45.2112.X.00000000	-	-	200	2,879	-	15	-	3,094
Custodial Supply-Denton	12.400.45.2502.X.00000000	-	-	-	125,000	-	-	-	125,000
Motor Pool	12.400.45.2550.X.00000000	-	-	-	215,000	-	-	-	215,000
Telecommunications	12.400.45.3103.X.00000000	-	123,976	9,600	570,238	8,000	36,319	-	748,133
Student Life Houston	12.400.45.3306.X.00000000	-	-	-	1,900	-	-	100	2,000
Little Chapel in the Woods	12.400.45.3316.X.00000000	-	36,012	11,500	16,182	-	6,606	3,700	74,000
Student Life Services	12.400.45.3317.X.00000000	-	12,480	7,525	18,500	-	6,311	825	45,641
Student Life Dallas	12.400.45.3403.X.00000000	-	-	-	1,900	-	-	100	2,000
Center for Student Development Orientation	12.400.45.3405.X.00000000	-	-	25,000	60,867	-	1,913	4,620	92,400
Athletics	12.400.45.3502.X.00000000	-	-	-	6,500	-	-	-	6,500
Basketball	12.400.45.3504.X.00000000	-	-	-	7,500	-	-	-	7,500
Gymnastics	12.400.45.3505.X.00000000	-	-	-	55,000	-	-	-	55,000
Soccer	12.400.45.3506.X.00000000	-	-	-	8,500	-	-	-	8,500
Volleyball	12.400.45.3508.X.00000000	-	-	-	52,500	-	-	-	52,500
Softball	12.400.45.3509.X.00000000	-	-	-	4,000	-	-	-	4,000
STUNT	12.400.45.3513.X.00000000	-	-	-	3,500	-	-	-	3,500
Artistic Swimming	12.400.45.3514.X.00000000	-	-	-	2,250	734	-	-	2,984
Wrestling	12.400.45.3515.X.00000000	-	-	-	3,500	-	-	-	3,500
CARE	12.400.45.3805.X.00000000	-	-	-	1,425	-	-	75	1,500
Fitness and Recreation	12.400.45.3902.X.00000000	-	-	10,000	67,320	765	765	4,150	83,000
Placement Career Days	12.400.45.4903.X.00000000	-	16,660	-	10,441	6,000	6,324	2,075	41,500
Lasso	12.400.45.6603.X.00000000	-	-	-	1,425	-	-	75	1,500
Counseling and Psychological Services	12.400.45.7500.X.00000000	-	-	-	665	-	-	35	700
Health Services	12.400.45.7530.X.00000000	-	-	-	115,500	17,500	-	7,000	140,000
Center for Student Development	12.400.45.7560.X.00000000	-	-	-	6,650	-	-	350	7,000
Interest/Investment Income	12.890.45.0000.X.00000000	-	-	-	-	-	-	-	-
UNIV-TWU Bookstore	14.400.45.1522.X.00000000	-	17,268	-	75,000	-	4,303	8,800	105,371
Dining Services-Dento	14.400.45.3602.X.00000000	-	218,177	1,500	5,811,673	5,000	64,815	426,265	6,527,430
Retail Operations	14.400.45.3604.X.00000000	-	-	-	165,750	-	-	-	165,750
Auxiliary Support (Food Svcs)	14.400.45.3606.X.00000000	-	75,000	-	-	-	15,675	-	90,675
Student Union	14.400.45.3802.X.00000000	-	-	-	105,783	8,217	-	6,000	120,000
Conference Services	14.400.45.7550.X.00000000	-	82,072	6,000	363,868	12,000	34,810	26,250	525,000
Special Events	14.400.45.7610.X.00000000	-	-	1,500	114,385	-	115	-	116,000
UNIV-Credit Card	14.430.45.1504.X.00000000	-	-	-	25,000	-	-	-	25,000
Interest/Investment Income	14.890.45.0000.X.00000000	-	-	-	-	-	-	-	-
Less: Transfers to OPS		-	-	-	-	-	-	(492,620)	(492,620)
	TOTAL MISCELLANEOUS	-	581,645	73,025	8,520,242	58,216	177,986	-	9,411,114
HOUSING									
TWU Support	14.480.45.3600.X.00000000	-	75,000	-	125,000	-	15,675	-	215,675
University Housing and Residence Life	14.480.45.3702.X.00000000	-	665,112	160,000	728,440	95,000	199,125	9,000	1,856,677
Clubhouse	14.480.45.3707.X.00000000	-	40,695	71,000	61,697	20,000	19,401	2,750	215,543

Fiscal Year 2024 Budget Summary

AUXILIARIES

DEPARTMENT	ACCOUNT	FACULTY SALARIES	STAFF SALARIES	WAGES	M&O	TRAVEL	BENEFITS	OPS	TOTAL
Stark Hall	14.480.45.3710.X.00000000	-	198,096	155,000	1,752,050	25,000	92,643	174,390	2,397,179
Guinn Residence Hall	14.480.45.3714.X.00000000	-	278,576	150,000	1,999,970	25,000	121,144	177,149	2,751,839
Lowry Woods Community	14.480.45.3727.X.00000000	-	123,858	65,000	1,575,205	20,000	50,762	149,858	1,984,683
Parliament Village-Revenues	14.480.45.3730.X.00000000	-	155,536	123,000	366,140	25,000	56,637	-	726,313
Parliament Village Support Services	14.480.45.3732.X.00000000	-	590,121	10,000	673,356	2,000	227,225	-	1,502,702
VP-Finance and Administration	14.480.85.1402.X.00000000	-	-	-	969,806	-	-	-	969,806
Less: Transfer to Debt Service (Fund 42)		-	-	-	(969,806)	-	-	-	(969,806)
Less: Transfers to OPS		-	-	-	-	-	-	(513,147)	(513,147)
	TOTAL HOUSING	-	2,126,994	734,000	7,281,858	212,000	782,612	-	11,137,464
<u>FITNESS AND RECREATION</u>									
Fitness and Recreation	12.436.45.3902.X.00000000	-	346,951	433,411	1,309,192	7,400	158,035	133,000	2,387,989
Less: Transfer to Debt Service (Fund 42)		-	-	-	(1,002,200)	-	-	-	(1,002,200)
Fitness and Recreation Operating Reserve	12.436.45.3905.X.00000000	-	-	-	96,155	-	-	-	96,155
Dance Team	12.436.45.3906.X.00000000	-	-	36,346	91,230	45,500	2,780	-	175,856
Less: Transfers to OPS		-	-	-	-	-	-	(133,000)	(133,000)
	TOTAL FITNESS AND RECREATION	-	346,951	469,757	494,377	52,900	160,815	-	1,524,800
<u>RETIREES INSURANCE PREMIUMS</u>									
UNIV-Retirees Insurance Premiums	12.400.65.1426.X.00000000	-	-	-	-	-	424,666	-	424,666
UNIV-Retirees Insurance Premiums	14.400.65.1426.X.00000000	-	-	-	-	-	143,533	-	143,533
	TOTAL RETIREES INSURANCE PREMIUMS	-	-	-	-	-	568,199	-	568,199
<u>PARKING REVENUES</u>									
Parking-Denton	12.439.45.2803.X.00000000	-	284,620	98,100	378,876	3,150	90,254	45,000	900,000
Parking-Houston	12.439.45.3003.X.00000000	-	-	-	30,250	3,000	-	1,750	35,000
Less: Transfer to Debt Service (Fund 42)		-	-	-	(200,000)	-	-	-	(200,000)
Less: Transfers to OPS		-	-	-	-	-	-	(46,750)	(46,750)
	TOTAL PARKING REVENUES	-	284,620	98,100	209,126	6,150	90,254	-	688,250
	TOTAL AUXILIARIES	-	7,760,582	2,017,753	18,257,956	919,481	3,132,064	-	32,087,836